



English Fun For Young Learners

2023



English Fun for Young Learners

English Fun for Young Learners

© Sanabil 2023

Penulis : Syukrul Munim
Muhammad Alfarizi
Rosita Dewi
Nisrina Rifdah Oktafiya
Putri Maela Salsabila
Sarah At-Tauhidah Nur Rahmah
Azka Alifannisa

Editor : Jaelani, M.App.Ling
Layout : Muhammad Alfarizi
Desain Cover : Muhammad Alfarizi

All rights reserved

Hak Cipta dilindungi Undang Undang Dilarang memperbanyak dan menyebarkan sebagian atau seluruh isi buku dengan tujuan komersial tanpa izin tertulis dari penerbit

Cetakan 1 : November 2023
ISBN : 978-623-317-414-5

Penerbit:
Sanabil
Jl. Kerajinan 1 Blok C/13 Mataram
Telp. 0370- 7505946, Mobile: 081-805311362
Email: sanabilpublishing@gmail
Website: sanabilpublishing.com

Preface

Thanks to Allah SWT who has been giving the authors mercies and blessings so that the authors can complete this book well.

The authors also would like to thank the parties who supported the smooth preparation of this book from the writing process to the printing process, namely parents, lecturer, teams, publisher, and many more who we cannot mention one by one.

Meanwhile, our book entitled "English Fun for Young Learner" has been made as much and as well as possible to benefit young learners as their first window into the world of English.

In this book, there are basic materials in English that are presented in an interesting and colorful way. The book is also equipped with simple reflections on each chapter and is presented in a fun for young learners to practice.

The authors are aware that there are still many omissions and mistakes that are certainly far from perfect about this book. Therefore, the authors request that readers provide criticism and suggestions for the work of this book so that the authors can continue to improve the quality of the book.

The book "English Fun for Young Learner" is made with the hope of not only overcoming the shortage of subjects, but also opening the door to unlimited learning adventures for children, especially in exploring the world of English.

Mataram, October 23-2023

The Authors

Authors' Preface

Welcome to "English Fun for Young Learners"! We (Azka Alifannisa, Muhammad Alfarizi, Nisrina Rifdah Oktafiya, Putri Maela Salsabila, Rosita Dewi, Sarah At-Tauhidah Nur Rahmah, Syukrul Munim) as the captains of this book provide a vibrant and engaging journey into the world of language acquisition designed especially for our enthusiastic young learners.

The creation of this book was a labor of love, fueled by a deep appreciation of the limitless potential within every learner. When we embarked on this educational adventure, our goal was not just to teach English, but to ignite the passion for language learning, making it a fun and memorable experience for every young learner.

It is our commitment to the education and future of these young and bright learners that makes this endeavor possible, and for that, we extend our deepest gratitude to all the instructors, parents and Junior Explorer team who have helped throughout the process.

Together, let's foster a love of English that will inspire and empower the next generation. Enjoy Learning Enjoy Discovering!

About Junior explorer

Junior Explorer (JX) is an organization engaged in teaching English. The team was formed in mid-2023 against the backdrop of the many problems of learning English at the primary level, starting from the materials and methods of learning the language itself.

The organization was formed with the aim of introducing English learning at the primary level, starting with creating a curriculum that is developmentally appropriate, contextual and fun. The four language skills of listening, speaking, reading and writing are integral to the curriculum.

Through the learning stages of explanation, practice and production, learners are expected to learn in a directed and measurable manner. Under the guidance of English Fun for Young Learner, the curriculum that we have begun to implement for one year, shows good results. Students become active in learning activities that are carefully designed and pay attention to student development. To make learning more effective, we came up with the idea to create the My Next Words book.

The Publication of this book English Fun for Young Learner, it is hoped that it can provide benefits and convenience in teaching English at the elementary level. Of course, nothing is perfect in this book. Constructive criticism and suggestions are still expected for the perfection of this book in the future.

About This Book

This book is designed to help children learn English in a fun and interactive way. English is a global language that is important to master early on, and with this book, we want to give children a strong foundation in understanding this language.

Objective of this Book

This book is expected to help children learn English in a fun and interactive way with some basic focus materials that are expected to help children in mastering English.

There are several main objectives of this book:

1. **Introducing the Alphabet:** Helps children recognize, pronounce, and write the letters of the English language.
2. **Teaching Greetings:** Introduces various English greetings and the context in which they are used in everyday conversation.
3. **Teaching Numbers:** Learn numbers in English, help children count, and understand basic math concepts.
4. **Introducing Colors:** Teaches the names of colors in English, helps children understand the concept of colors, and identify them.
5. **Teaching Parts of the Body:** Introduces parts of the body in English, helping children recognize and communicate about their own bodies.

Benefits

Through this book, we hope that children will have a strong foundation in English and basic knowledge needed in daily life. The benefits of this book will help children develop speaking, listening and reading skills in English, children can hone their creativity by practicing writing letters and words in English and introducing English early helps children understand diverse cultures and prepares them for an increasingly connected world.

Content

Preface	iv
Authors' Preface	1
About Junior explorer	2
About This Book	3
Objective of this book	4
Benefits	5
Content	6
Sing Alphabets.....	8
ABC Song.....	10
Alphabets	11
Vocabulary of Fruits	14
Animals.....	18
Transportation	22
Noun (at Home)	26
Reflection	33
Three Syllable Words	34
Greeting	41
Number	53
Numbers.....	55
Let's Sing	59
Practice	60
Telling Time.....	62
Practice 1.....	63
Ordinal Number	67
Ordinal Number in Date.....	68

Practice	69
Color.....	72
Colors	74
Vocabulary of Vegetables	77
Let's sing.....	80
Practice	81
Part of body.....	85
Part of body.....	87
Let's sing.....	90
Practice	94
Let's Sing	96
Body language.....	108
Bibliography	119
Author Identity.....	120

Sing Alphabets

- Introduction of Letters A-Z
- Practice saying the letters A-Z
- Singing Alphabet
- Introduction of vowels and consonants
- Vocab introduction of fruits, objects, animals from A-Z
- Practice identifying vowel and consonant letters in the vocab given.
- Given vocabularies
- Introduction of Syllables
- 1 syllable
- 2 syllables
- 3 syllables
- Greetings.



Alpha do you
know ABC
song?



Yes, I know let's
sing together.



ABC Song



NOW, I KNOW MY ABC
NEXT TIME WON'T YOU
SING WITH ME

Alphabets



Aa = [ei]



Bb = [bi:]



Cc = [si:]



Dd = [di:]



Ee = [I:]



Ff = [ef]



Gg = [dʒi]



Hh = [eitʃ]




Ii = [ai]

Alphabets



Jj = [dʒi]



Kk = [kei]



Ll = [el]



Mm = [em]



Nn = [en]



Oo = [o]



Pp = [pi:]



Qq = [kju:]



Rr = [a;/ar]

Alphabets



Ss = [es]



Tt = [ti:]



Uu = [ju:]



Vv = [vi]



Ww = ['dʌləɪju:]



Xx = [eks]




Yy = [wai]




Zz = [zed/zi:]


Vocabulary of Fruits



Apple



Orange



Strawberry




Cherry


² <https://pixabay.com/id/vectors/apel-buah-merah-sehat-diet-4967157/>

³ <https://pixabay.com/id/vectors/ceri-buah-makanan-segar-manis-35288/>


Vocabulary of Fruits




Pineapple



Watermelon



Banana




Grape

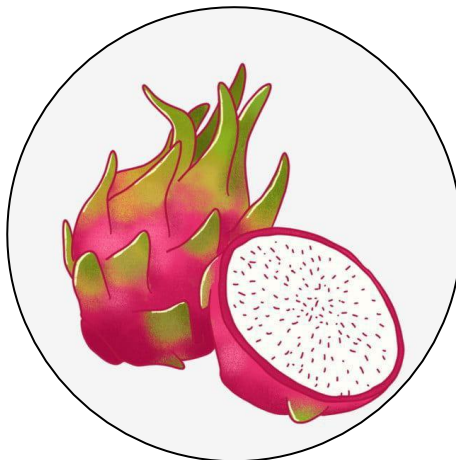
⁴ <https://pixabay.com/id/vectors/nanas-buah-manis-kecut-herba-8152420/>

⁵ <https://pixabay.com/id/vectors/anggur-kelompok-ungu-merah-gugus-25241/>


Vocabulary of Fruits




Mango



Dragon Fruit



Pepper




Corn

Vocabulary of Fruits




Mushroom



Long Beans



Broccoli




Chili

Animals



Chicken



Cow

7



Goat




Duck

⁶ <https://pixabay.com/id/vectors/kambing-menggambar-satwa-1456762/>

⁷ <https://pixabay.com/id/vectors/bebek-hewan-vektor-paskah-5217739/>

Animals




Crocodile



Tiger



Zebra



Elephant


Animals




Giraffe



Monkey



Kangaroo



Scorpion


Animals




House Lizard



Bat




Gorilla




Snake


Transportation



Speed Boat



Boat




Submarine



Fire Truck

Transportation



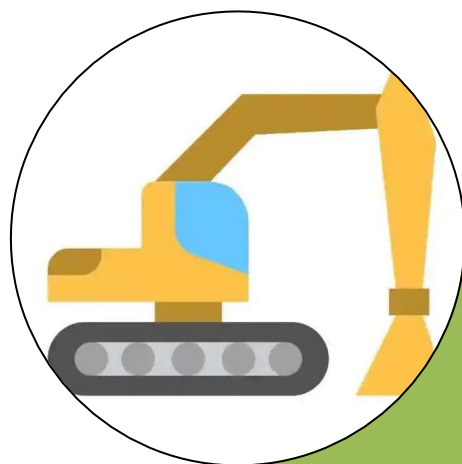
Rocket



Tuc Tuc



Helicopter



Excavator

Transportation




Bus



Ambulance




Ship



Skate Board


Transportation



Cable Car



Pirate Ship



Air Ballon



Bike

Noun (at Home)




Kitchen



Hallway



Toy



Hanger

Noun (at Home)



Plant



Dressing Table



Basement



Teapot


Noun (at Home)



Toothpaste



Slippers



Pillow




Chair

Noun (at Home)



Window



Comb

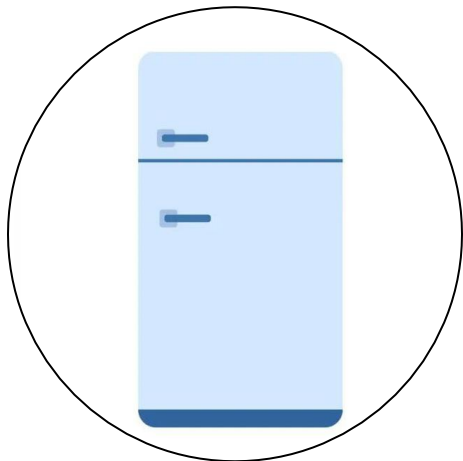


Garage

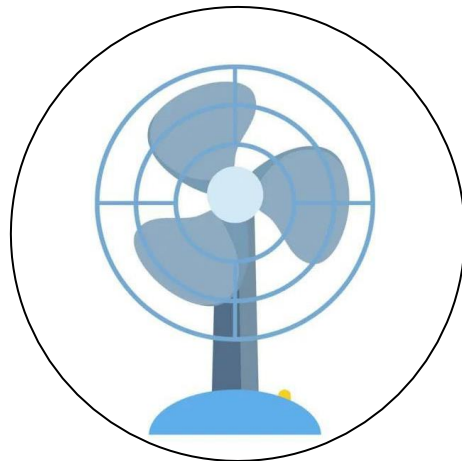


Study

Noun (at Home)



Refrigerator



Fan




Clock

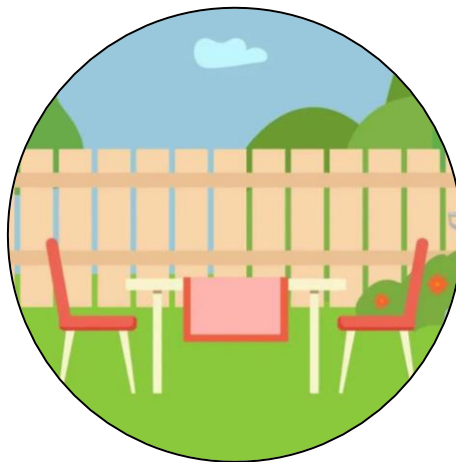


Sink

Noun (at Home)



Knife



Garden



Toilet



Bathroom

Let's have
some practice
Alpa

Let's go!



Reflection

Spell the words below!	Spelling
apple	ei - pi - pi - el - i
pear	
melon	
avocado	
grape	

Three Syllable Words

Alien	Apartment	Apricot	Banana	Bicycle
Broccoli	Butterfly	Calendar	Computer	Confetti
December	Decorate	Detective	Elephant	Energy
Envelope	Grandfather	Hospital	Lemonade	Library
Magazine	Marshmallow	Miracle	Mystery	Octopus
Opposite	Pajamas	Piano	Porcupine	Principal
Radio	Rectangle	Saturday	September	Seventeen
Spaghetti	Strawberry	Subtraction	Toboggan	Trampoline
Triangle	Tricycle	Tropical	Umbrella	Unicorn
Uniform	Vacation	Violin	Volcano	Waterfall

WHAT IS A SYLLABLE?

- An uninterrupted segment of sound which is formed by the opening and closing the mouth to form vowels
- Every syllable must have a vowel! Some syllables have 2 vowels that make 1 sound (ex. *ea* in *meat*).
- You count syllables by listening to how many vowel sounds you hear.


that
1 syllable

 
nap/kin
2 syllables


Counting Syllables



In | sect



Den | tist



Rab | bit

⁸ <https://pixabay.com/id/illustrations/ai-dihasilkan-capung-sayap-serangga-8299339/>

⁹ <https://pixabay.com/id/vectors/dokter-gigi-perawatan-gigi-pasien-6601202/>

¹⁰ <https://pixabay.com/id/vectors/kelinci-garis-seni-satwa-antik-tua-4524798/>

Counting Syllables



Trum | pet



Pil | grim



Bon | net

¹¹ <https://pixabay.com/id/vectors/instrumen-musikal-terompet-1294958/>

¹² <https://pixabay.com/id/vectors/amerika-pasangan-budaya-sejarah-1294002/>

ANIMAL SYLLABLES COUNTING

Read and trace the word. Count how many syllables are in each word and the numbered box that matches the answer.



cat

1 2 3



elephant

1 2 3



lion

1 2 3



koala

1 2 3



sheep

1 2 3



turtle

1 2 3



rabbit

1 2 3



snake

1 2 3

Name _____

Date _____

HOW MANY SYLLABLES?

Count the syllables in each word. Check the box that shows the correct number!



cutter

 2 3 4


ruler

 2 3 4


sharpener

 2 3 4


glasses

 2 3 4


eraser

 2 3 4


pencil

 2 3 4


note

 2 3 4


scissor

 2 3 4


compass

 2 3 4

Name _____

Syllable Sorting

Directions: Cut and paste the images in the correct box.

1 Syllable	2 Syllables	3 Syllables



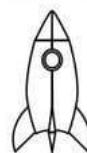
Umbrella



Pen



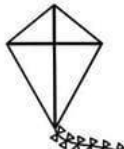
Strawberry



Rocket




Panda



Kite



Star Fish



Dog

Greeting



worksheetspack

good morning



worksheetspack

good afternoon



worksheetspack

good evening



worksheetspack

good night



worksheetspack

hello



worksheetspack

goodbye

Short Greeting

Hi good
morning

Hi good
morning



How are you

I am fine



practice


Good Night



Goodbye



Good Morning



Good
Afternoon



Good Evening



WRITE THE MEANING!

Good morning =

Good afternoon =

Good evening =

Good night =

Good bye =

How are you? =

I am fine =

1.



A: Good morning!

B: Good afternoon!

3.



A: Good evening!

B: Hi!

2.



A: Hello!

B: Good afternoon!

4.



A: Good morning!

B: Good night!

5.

CAN YOU SPELL YOUR NAME?



A: Good afternoon!

B: It's T-O-M, Tom.

6. What's your name?



A: Good night!

B: My name's Ben.

Hello!



What's your name?



My name is Tom.



I'm 8.



How old are you?



GREETINGS

1. Match.

**Good night****Good afternoon****Good morning****Good evening**




TIME OF THE DAY

Look at the picture and choose the correct word.



morning

evening



night

evening



morning


night



evening

afternoon

Match the correct answer.



Good Morning

Good Night

Good Evening

Hello

Good Bye

Good Afternoon





How are you?




I'm great!

Number



- Introduction to cardinal numbers 0-20 and unit numbers
- Practice pronunciation of cardinal number 0-20 and unit number
- Singing Numbers
- Practice using cardinal numbers (counting and quantifying) fruits and animals (like I have two hands etc.)
- Clock Reading Exercise
- Year reading practice
- Introduction and saying Ordinal numbers
- Practice using ordinal numbers in dates
- Practice using ordinal numbers in Times



Numbers

1 – one

9 – nine

2 – two

10 – ten

3 – three

4 – four

5 – five

6 – six

7 – seven

8 – eight

Numbers

11 – eleven

19 – nineteen

12 – twelve

20 – twenty

13 – thirteen

14 – fourteen

15 – fifteen

16 – sixteen

17 – seventeen

18 – eighteen

Numbers

10 – Ten

90 – ninety

20 – twenty

100 – one

30 – thirty

hundred

40 – forty

50 – fifty

60 – sixty

70 – seventy

80 – eighty



Let's Sing

One itu Satu

two itu dua

three itu tiga



Clap 4x

Four itu empat

five itu lima

six itu enam



Clap 4x

Seven itu tujuh

eight itu delapan

nine itu Sembilan

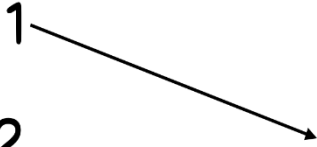



*Ten itu sepuluh aku kapal
semuanaya*

Practice

Match the numbers and trace the words!

1	four	seven	6
2	one	ten	7
3	five	nine	8
4	three	six	9
5	two	eight	10





Telling Time

Telling Time



2 o' clock



5 past 2



10 past 2



Quarter past 2



20 past 2



25 past 2



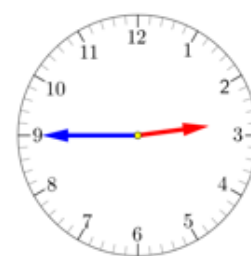
Half past 2



25 to 3



20 to 3



Quarter to 3



10 to 3



5 to 3

Practice 1



WHAT TIME IS IT?

=



=



=



=



=



=



=



=



=



=












=



=

Practice 2

 :	 :	 :
 :	 :	 :
 :	 :	 :



Ordinal Number

1st	First
2nd	Second
3rd	Third
4th	Fourth
5th	Fifth
6th	Sixth
7th	Seventh
8th	Eighth
9th	Ninth
10th	Tenth

Ordinal Number in Date

Sunday	Monday	Tuesday	Wednesday	Thursday	Friday	Saturday
						1st first
2nd second	3rd third	4th fourth	5th fifth	6th sixth	7th seventh	8th eighth
9th ninth	10th tenth	11th eleventh	12th twelfth	13th thirteenth	14th fourteenth	15th fifteenth
16th sixteenth	17th seventeenth	18th eighteenth	19th nineteenth	20th twentieth	21st twenty-first	22nd twenty-second
23rd twenty-third	24th twenty-fourth	25th twenty-fifth	26th twenty-sixth	27th twenty-seventh	28th twenty-eighth	29th twenty-ninth
30th thirtieth	31st thirty-first					

Practice

Fill in the blank below!

1st First

6th Sixth

_____ Second

_____ Seventh

3rd Third

8th Eighth

_____ Fourth

_____ Ninth

5th Fifth

10th Tenth

Practice

Draw a line from to the matching word!

1st

3rd

5th

7th

9th

2nd

4th

6th

8th

fifth

second

eighth

first

third

fourth

seventh

sixth

ninth

Practice

Complete the sentences using of these ordinals!

First second third fourth fifth

Sixth seventh eighth ninth tenth

Eleventh twelfth

1. September is the _____ month of the year.

2. January is the _____ month of the year.

3. April is the _____ month of the year.

4. March is the _____ month of the year.

5. October is the _____ month of the year.

6. June is the _____ month of the year.

7. May is the _____ month of the year.

8. February is the _____ month of the year.

9. December is the _____ month of the year.

10. July is the _____ month of the year.

11. November is the _____ month of the year.

12. August is the _____ month of the year.

Color



- Colors introduction
- Spelling and pronunciation colors
- Colors in fruits, animals and objects
- Singing Colors (Song 1)
- Practice
- Sing the Rainbow (track 2)
- Rainbow singing practice
- Create colors in sentences

Hey, Imron do you
want to learn
about color?

Yes, I do let's learn
together!




Colors




Purple



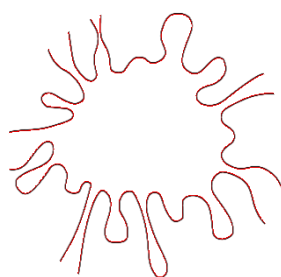
Blue




Red



Yellow



White



Green


Colors



Orange




Brown



Black



Gray



Pink

Do you know
what color is
carrot




Yes, I do it is
orange



Vocabulary of Vegetables




Carrot



Eggplant



Cabbage



Potato

¹⁸ <https://pin.it/40qYKC5>

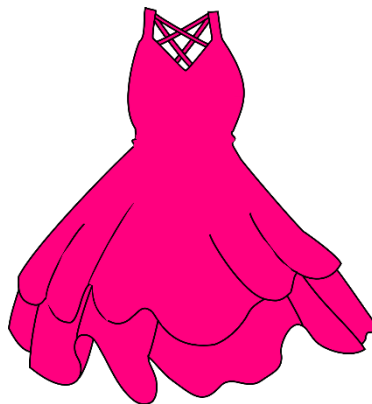
¹⁹ <https://pin.it/6w9G1ZP>

²⁰ <https://pin.it/6w9G1ZP>

Vocabulary of Objects



Mirror



Dress



Umbrella



Car

²¹ <https://pin.it/5hfBL67>

²² <https://pin.it/4o5DAWc>

²³ <https://pin.it/2hzzB7n>

Let's sing
about color



Okay let's
go



Let's sing

Black itu hitam

white itu putih



Blue itu biru



Red itu merah

Pink merah muda



Grey abu-abu

Brown itu coklat

Green itu hijau













Yellow itu kuning




Practice

Whats the word?

write the word under the picture!

red	yellow	blue	green	pink
purple	orange	brown	black	white
				
	red			
				

READ AND COLOUR!**READ THE SENTENCES AND COLOUR THE PICTURE.**

Colour the TV grey.

Colour the cushions blue.

Colour the cupboard black.

Colour the sofa green.

Colour the lamp orange.


Colour the table brown.

Colour the picture red and yellow.

Colour the rug pink and purple.

READ AND COLOUR!

**READ THE SENTENCES AND
COLOUR THE PICTURE.**



Colour the curtains yellow.

Colour the pillow yellow.

Colour the alarm clock grey.

Colour the bed green.

Colour the lamp orange.

Colour the cupboards blue.

Colour the picture pink and purple.




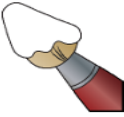
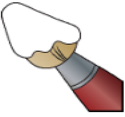
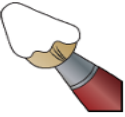
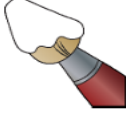





Colour the slippers red.

Colour the teddy brown.

Colour the rug black.

Color and write!

Color the paintbrushes and write what color they make!

 red	+	 yellow	=	 <u>orange</u>
 blue	+	 red	=	 _____
 yellow	+	 blue	=	 _____
 red	+	 white	=	 _____

Part of Body

- Parts Of Body Introduction
- Parts Of Body Functions
- Singing parts of body
- The practice of pointing parts of body
- Body Languages
- Role playing




I have two arms
and two legs

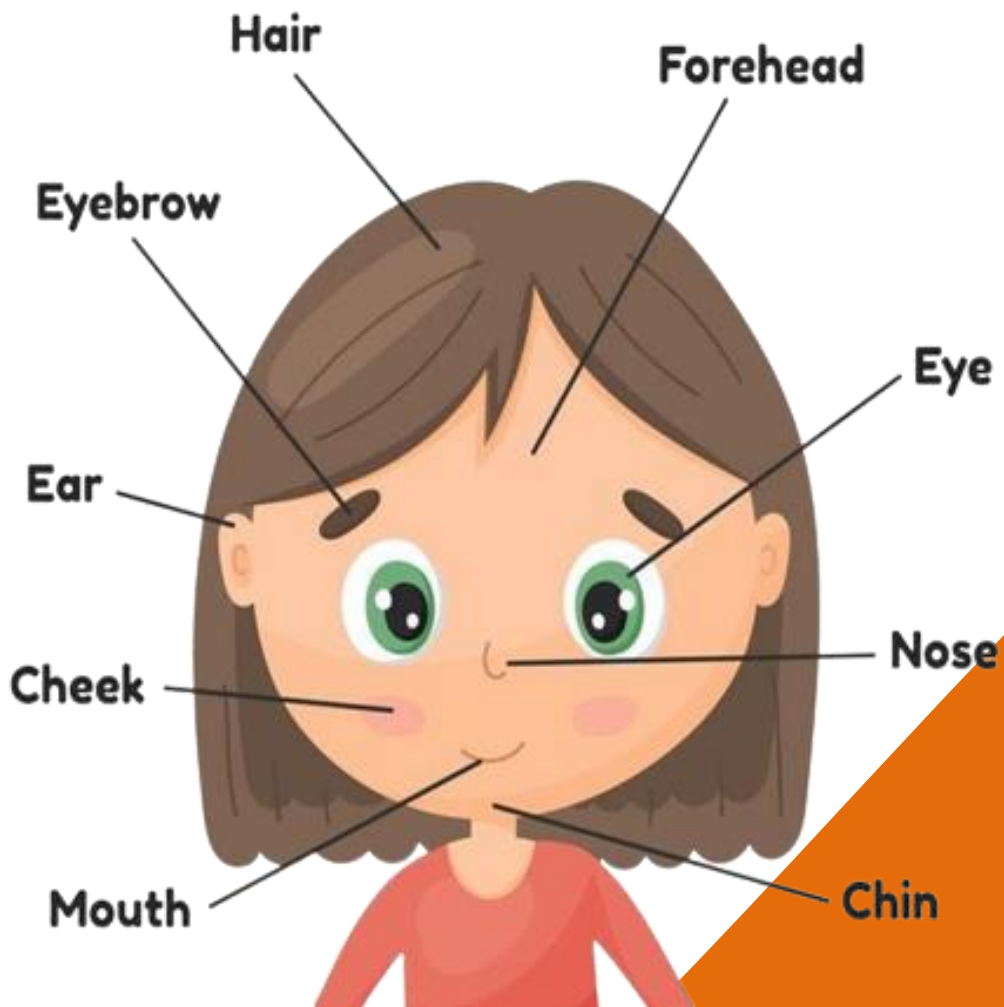
I have two eyes
and two
eyebrows



Part of Body



My Body. Head.





Let's sing



***Head, shoulders, knees and
toes, knees and toes.***

***Head, shoulders, knees and
toes, knees and toes.***

***And eyes and ears and mouth
and nose.***

***Head, shoulders, knees and
toes.***





28 *My Body Part*



Hair



Face



Eye



Ear



Nose



Lips



Teeth



Tongue



Hand



Finger



Thumb



Arm



Shoulders



Leg



Knee



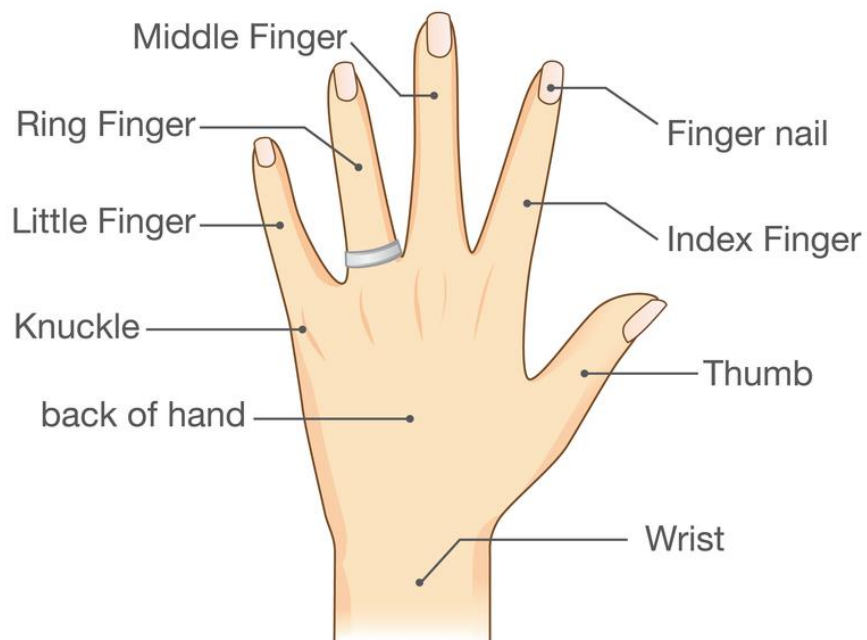
Foot



Toes



Names of fingers



Practice

Do the caption of the picture using the word from the box!

nose	eye	mouth	finger
stomach	ear	leg	hair
knee	shoulder	eyebrow	ankle



³⁰ <https://www.grandmateachesme.com>

³¹ <https://pin.it/761YRVn>

Let's sing
about the
part of body



Let's go



Let's Sing



This is my head. These are my eyes.



This is my nose. These are my ears.



This is my mouth. These are my teeth.

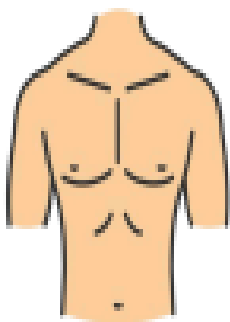


This is my chin. These are my cheeks.



Practice

Body missing Letters worksheet.



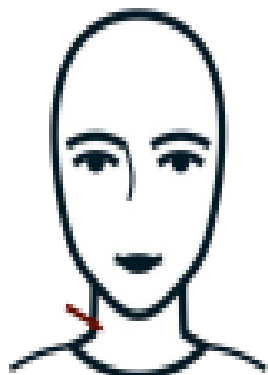
-- est



-- m

Practice

Body missing Letters worksheet.



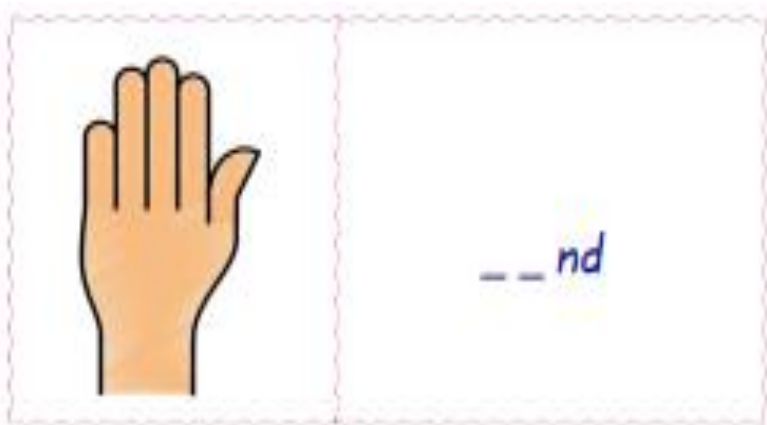
--ck



--pil

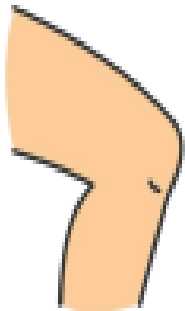

Practice

Body missing Letters worksheet.





Practice

Body missing Letters worksheet.

	__ ee
	__ pe

Practice

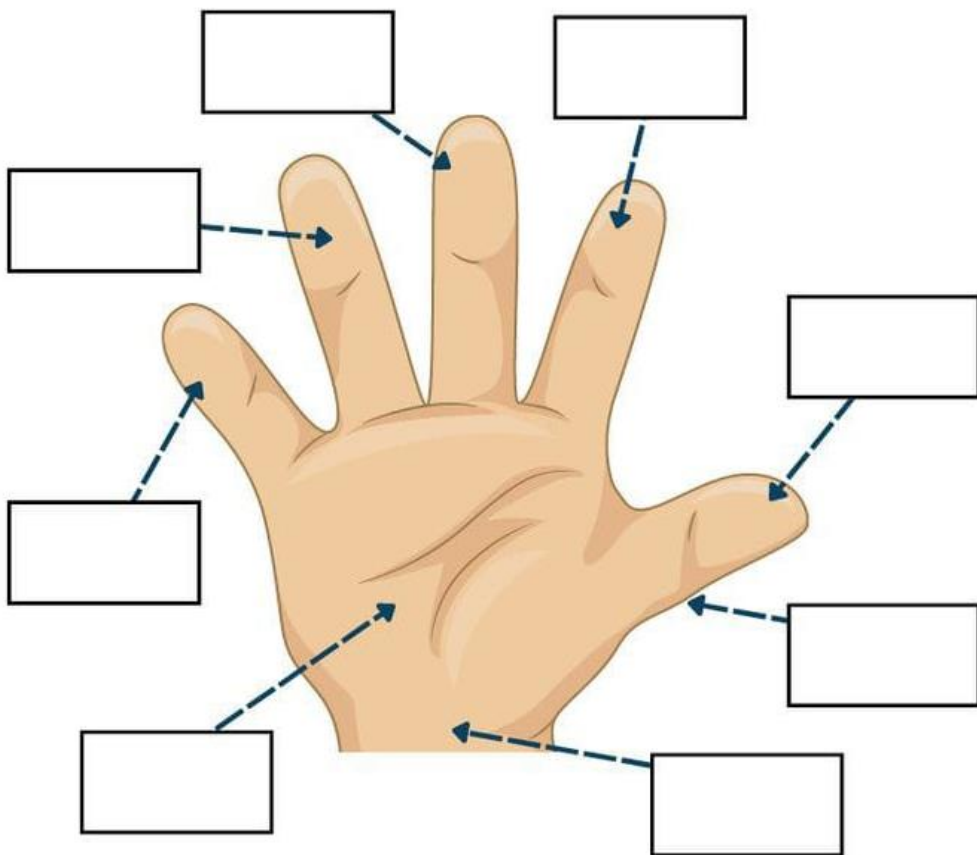
Body missing Letters worksheet.

	__ <i>elash</i>
	__ <i>nger</i>

Practice

Label the part of the hand using the words below!

palm / wrist / knuckle / index finger /
middle finger / ring finger / little finger
/ thumb



Practice

Trace the letters in each row to write the names of the body parts then draw a line to match each body parts name to it's picture!



ear



foot



mouth



hand



nose



eye

Practice

Write the words below next to the picture!

foot / head / hand / ear / eye / nose /
mouth / arm / leg / hair
















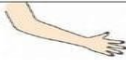












Practice

Look at the picture. Click on the microphone symbol and say the words.

	This is a _____.
	This is an _____.
	This is a _____.
	These are _____.
	This is a _____.
	This is a _____.
	This is a _____.
	These are _____.

Practice

Chose the correct answer!



- (a.) arm
- (b.) nose
- (c.) ear



- (a.) lips
- (b.) arm
- (c.) nose



- (a.) head
- (b.) feet
- (c.) arm



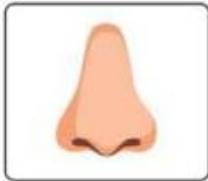
- (a.) hand
- (b.) eye
- (c.) ear



- (a.) eyebrow
- (b.) nose
- (c.) arm



- (a.) arms
- (b.) lips
- (c.) ear



- (a.) elbow
- (b.) nose
- (c.) lips



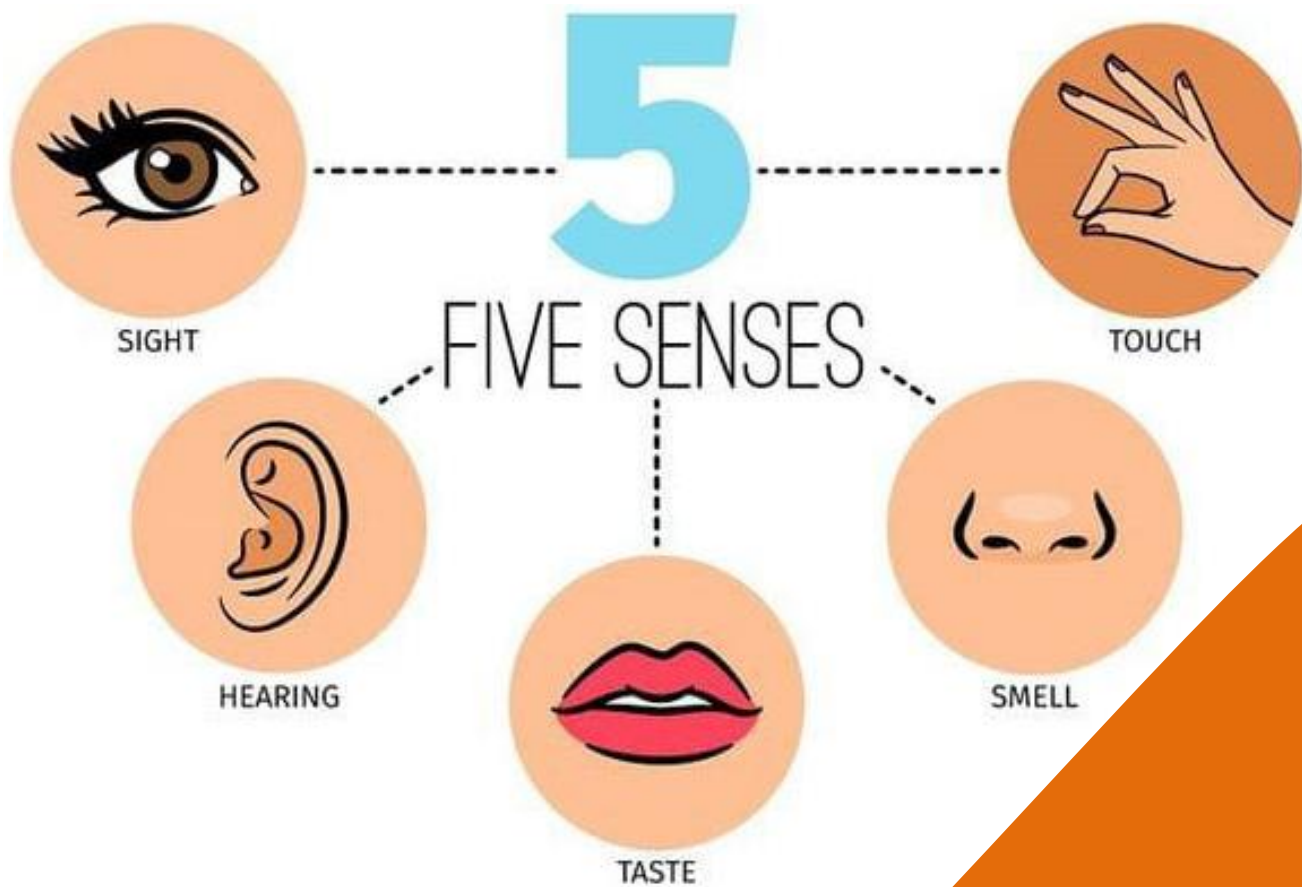
- (a.) eye
- (b.) nose
- (c.) ear

I can hear you
whispering

I can hear you
whispering too



Body language



Feelings



sad



happy



worried



shy



tired



shocked



proud



hurt



afraid



content



angry



sleepy

Feelings

Simulate the feeling in front of class!



Feelings

Guess the expressions feelings based on the picture!



Let's practice

Ok let's go



Draw a line to match each body parts with the function!

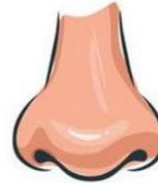
I can smell
with my


I can touch
with my

I can taste
with my

I can see
with my


I can hear
with my



I with my nose. 

I with my eyes. 

I with my ears. 

I with my mouth. 

I with my hands. 



THE FIVE SENSES

Draw a line to match the words to the right picture.

nose



see

ear



taste

eye



smell

hand



hear

tongue



touch

Feelings

Match the word to the correct picture.
Click to hear the word.

happy •



scared •



shocked •



sleepy •



sad •



angry •



Feelings

Match the emotion word to the correct face



tired

angry

worried









sad

silly

happy

Feeling and emotion

Tick the correct answer!

 <input type="checkbox"/> sad <input type="checkbox"/> angry <input type="checkbox"/> bored	 <input type="checkbox"/> nervous <input type="checkbox"/> surprised <input type="checkbox"/> happy
 <input type="checkbox"/> shy <input type="checkbox"/> nervous <input type="checkbox"/> proud	 <input type="checkbox"/> cry <input type="checkbox"/> happy <input type="checkbox"/> shock
 <input type="checkbox"/> silly <input type="checkbox"/> curious <input type="checkbox"/> sad	 <input type="checkbox"/> happy <input type="checkbox"/> grumpy <input type="checkbox"/> excited
 <input type="checkbox"/> bored <input type="checkbox"/> scared <input type="checkbox"/> confused	 <input type="checkbox"/> tired <input type="checkbox"/> sad <input type="checkbox"/> scared

Bibliography

british council kids. (n.d.). Retrieved from british council.

pinterest. (n.d.). Retrieved from pinterest: <https://id.pinterest.com/>

pixabay. (n.d.). Retrieved from pixabay: <https://pixabay.com/id/>

Author Identity



SYUKRUL MUN'IM

In my fifth semester as an English student, I, Syukrul, take pride in my passion for debating, a pursuit in which I recently clinched the 3rd place in a national-level competition. Beyond honing my skills in eloquence, I discover a delightful escape through the pages of comics. This synthesis of linguistic precision and a penchant for visual storytelling not only defines my academic journey but also shapes a distinctive facet of my personal brand.



MUHAMMAD ALFARIZI

Muhammad Alfarizi, a 21-year-old student, is a creative powerhouse excelling in design and drawing. With advanced skills in videography, he's currently immersed in the world of app design using Figma. Beyond his academic pursuits, Muhammad channels his artistic flair into hobbies like drawing anime, sketching, and capturing the essence of reality on paper. In addition to his creative endeavors.



ROSITA DEWI

I am Dewi. An introvert in the eyes of many, but I actually enjoy socializing. I am not only a big fan of Suga from BTS but also an active volunteer and member of several social communities. I am a member of the Lombok branch of Volunteer Nusantara and the SCC (social caring community). This book is a reflection of my feelings and my desire to contribute to society. My introvert nature does not hinder my high social spirit.



NISRINA RIFDAH OKTAFHIYA

I am Nisrina. 5th semester student majoring in English. I like to try new things especially in improving my knowledge. I am quite known as an introvert. I am one of the volunteers in Relasi saling jaga Indonesia and also very happy to learn teaching, especially in the field of English for young children. Otherwise I also working as an Olympiad tutor at one of elementary schools in my country.



PUTRI MAELA SALSABILA

I am, Maela. 5th semester student majoring in English. I love Taehyung from BTS who is my source of passion and attraction. I am known as a funny and friendly person, with the ability to adapt as a person who is sometimes introverted and extroverted. My loyalty and kindness make me a desirable friend for many people.



SARAH AT-TAUHIDA NUR RAHMAH

I am Aya. A 5th semester student majoring in English, I have a friendly nature attached to me. I love to sing, because notes and lyrics are my way of expressing myself. My fondness for all things Korean brings me to love myself. Kindness and social openness make me sometimes prefer others over myself.

make me sometimes prefer others over myself.



AZKA ALIFANNISA

I am Azka, a 5th semester student of English Education. I have a passion for English and Korean. Although introverted, I can easily get along with people who share my interests. I am also a fan of Korean music or known as kpopers. As an active Kpopers, I love to build sharing communities, from music to online charity. I like to combine my love for language and culture with my social spirit.

"English Fun for Young Learner" is a book compiled collaboratively by 7 authors from the Junior Explorer community. With the spirit of "Enjoy Learning, Enjoy Discovering," this book came about as a response to the urgent need to introduce English to children early on in the elementary school environment. The authors, united in their determination to make an educational contribution to the community, felt the call to shape a book that would arouse interest and curiosity in young readers.

While some village primary schools do not provide English subjects, this book comes as a tool that inspires children to learn the language in a creative and entertaining way. Specially designed for early-age children who are not yet familiar with English, this book serves as their first window into the world of English.

Through evocative English basics and engaging images, this book not only teaches English, but also provides a sense of fun to create a sense of interest and curiosity. Each page evokes and invites them to explore vocabulary, phrases and other English basics in a fun and engaging way. With "English Fun for Young Learner," the author not only overcomes the shortage of subjects, but also opens the door to infinite learning adventures for children.

ISBN 978-623-317-414-5

