

Sanabil

FUN WITH ENGLISH



2

FUN WITH ENGLISH

YOUR ENGLISH COMPETENCE

© Sanabil 2023

Penulis : Diaz Wijaya Kusuma
Ismiatin
Nurul Isnaini
Fatmawati
Muhammad Saipullah
Nifka Abdurahman
Muhammad Sayyid Agus Salim
Husnul Khatimah
Editor : Jaelani, M.App.Ling
Layout : Diaz Wijaya Kusuma
Desain Cover : Muhammad Saipullah

All rights reserved

Hak Cipta dilindungi Undang Undang

Dilarang memperbanyak dan menyebarkan
sebagian atau seluruh isi buku dengan tujuan komersial
tanpa izin tertulis dari penerbit

Cetakan 1 : November 2023

ISBN : 978-623-317-415-2

Penerbit:

Sanabil

Jl. Kerajinan 1 Blok C/13 Mataram

Telp. 0370- 7505946, Mobile: 081-805311362

Email: sanabilpublishing@gmail

Website: sanabilpublishing.com

PREFACE

When you open the pages of this book, you will take the first step into an exciting and enjoyable intellectual adventure. This book is the result of strong efforts and dedication, as well as a hope to share knowledge, inspiration, and understanding with the readers.

This book may be just a collection of words on paper, but for us, it is evidence of a dedicated intellectual journey filled with diverse experiences. It comprises a collection of ideas, stories, and visions that we wish to convey to you, the valuable readers.

We cannot hide our gratitude to all those who have supported and encouraged us during this journey. Tutors, friends, colleagues, and advisors—all have provided inspiration, assistance, and motivation to bring this book to fruition.

We also extend our thanks to the publishing team who worked diligently to publish this book and make it available to students. Without their support, this book may have never reached your hands.



We hope that this book becomes a source of knowledge, reflection, or even entertainment for you. In these pages, you will find a pleasurable learning experience that may enhance the students' insight in an easy and enjoyable manner.

Enjoy the journey through this book. We hope students find valuable insights and become enriched in knowledge and perspective after reading it. May this book meet students' expectations and serve as a source of inspiration and knowledge for their own journeys.

Thank you for reading and supporting this work. All that is contained here would not have meaning without you, our loyal readers.

PREFACE.....	i
TABLE OF CONTENTS	ii
COLOURS	1
LISTENING	2
DAYS AND MONTH.....	10
EVALUATION	14
PART OF BODY	18
FAMILY MEMBERS	23
EVALUATION TEST.....	31
OBJECT IN CLASS.....	36
OBJECT IN THE HOUSE	42
EVALUATION TEST.....	49
HOBBIES	52
AMBITION	58
EVALUATION TEST.....	66
FOOD AND BEVERAGE	81
EVALUATION TEST.....	92
FRUITS AND VEGETABLES	100
EVALUATION TEST.....	119
NUMBERING.....	123
PUBLIC PLACES	132
EVALUATION TEST.....	138
ANIMALS.....	141
EVALUATION TEST.....	157
REFERENCES	162
AUTHOR'S BIOGRAPHY	163

C O L O R



UNIT 1



LISTENING

LEARN COLOUR'S BY THE SONG

<https://youtu.be/tRNY2i75tCc?feature=shared>

THE RAINBOW COLOURS SONG



Red, orange, yellow, green, blue, purple, pink

Red, orange, yellow, green, blue, purple, pink

It's a rainbow, it's a rainbow

A beautiful rainbow in the sky

Red, orange, yellow, green, blue, purple, pink

Red, orange, yellow, green, blue, purple, pink

Red, orange, yellow, green, blue, purple, pink

It's a rainbow, It's a rainbow

Beautiful rainbow in the sky

It's a rainbow, It's a rainbow

A beautiful rainbow in the sky

A beautiful rainbow in the sky

RED

ORANGE

YELLOW

GREEN

BLUE

PURPLE

PINK

ACTIVITY 1

UNTUK MENANYAKAN JUMLAH WARNA PADA PELANGI,
KATAKAN :

EXAMPLE

1. **What color are there on the rainbow?**

(apa saja warna yang ada di dalam pelangi?)

➤ **There are red, orange, yellow, green, blue, purple, pink**

(ada merah, oranye, kuning, hijau, biru, ungu dan pink)

2. **What is color after the red?**

(apa warna setelah warna merah?)

➤ **There are oranye**

ACTIVITY 2

ANSWER THIS QUESTION BASED ON THE SONG LYRICS

1. What is colour **after** the *Red*?

2. What is colour **before** the **purple**?

3. What is colour **between red** and **yellow**?

4. What are colour **between green** and **purple**?

5. What is the **first** and **last colour on the rainbow**?

ACTIVITY 3

Put these letters into a good orders!

EDR :

YLOWEL :

RGEEN :

BLEU :

ONGRAE :

PULPRE :

PNIK :

MATCHING
THIS COLOUR



GREEN

BLUE

ORANGE

YELLOW

RED

PRACTICE THIS DIALOGUE WITH YOUR FRIENDS**DIALOG 1**

Lisa: Hi, Ben! What's your favorite color?

(Lisa: Hi, Ben! Warna favoritmu apa?)

Ben: My favorite color is blue. I love the color of the sky.

(Ben: Warna favoritku adalah biru. Aku suka warna langit.)

Lisa: Blue is nice. My favorite color is green like the grass.

(Lisa: Biru bagus. Warna favoritku adalah hijau seperti rumput.)

Ben: Grass is green, and trees are green too! What other colors do you like?

(Ben: Rumput hijau, dan pohon-pohon juga hijau! Warna lain apa yang kamu suka?)

Lisa: I also like red, like ripe apples, and yellow, like the sun.

(Lisa: Aku juga suka merah, seperti apel yang matang, dan kuning, seperti matahari.)

Ben: Those colors are so bright and cheerful!

(Ben: Warna-warna itu begitu cerah dan ceria!)

DIALOG 2

Amy: Hi, Jake! Look at my new crayons. They're so colorful!

(Amy: Hi, Jake! Lihatlah krayon-krayon baruku. Mereka begitu berwarna!)

Jake: Wow, Amy! I see red, blue, green, and yellow crayons. Can I use the green one?

(Jake: Wow, Amy! Aku melihat krayon merah, biru, hijau, dan kuning. Bolehkah aku menggunakan yang hijau?)

Amy: Of course, Jake. Here's the green one. What will you draw?

(Amy: Tentu saja, Jake. Inilah yang hijau. Apa yang akan kamu gambar?)

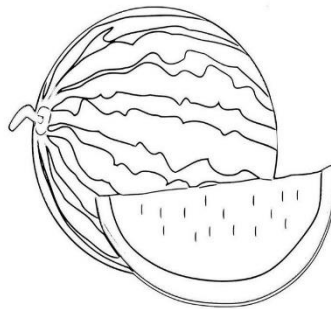



Jake: I'll draw a big green dinosaur! Roar!



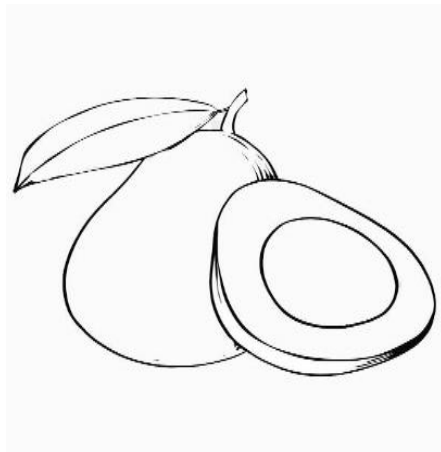



(Jake: Aku akan menggambar dinosaurus hijau besar! Roar!)

Amy: That's so creative, Jake. I'll draw a blue and yellow butterfly.

(Amy: Itu sangat kreatif, Jake. Aku akan menggambar kupu-kupu biru dan kuning.)

WARNAI BUAH DIBAWAH INI !





PRACTICE THIS DIALOGUE WITH YOUR FRIENDS

DIALOG 1

English:

Child 1: Hi! What's your favorite fruit?

Child 2: I like apples. They are crunchy and sweet.

Child 1: I like bananas. They are soft and yummy.

Child 2: Fruits are healthy, right?

Child 1: Yes, they are! They give us energy and vitamins.

Indonesian (Artinya):

Anak 1: Hai! Buah favoritmu apa?

Anak 2: Aku suka apel. Mereka renyah dan manis.

Anak 1: Aku suka pisang. Mereka lembut dan enak.

Anak 2: Buah-buahan sehat, kan?

Anak 1: Iya, benar! Mereka memberikan energi dan vitamin kepada kita.

DIALOG 2

English:

Child 1: Hi there! Do you know how many different types of fruits there are?

Child 2: No, I don't. How many are there?

Child 1: Well, there are so many! There are apples, oranges, bananas, grapes, and many more.

Child 2: That's a lot! What's your absolute favorite fruit?

Child 1: I think I like strawberries the most. They are so red and juicy.

Child 2: Strawberries are delicious! I love watermelons because they are so refreshing and sweet.

Child 1: You're right! Watermelons are perfect on a hot day. What's great about fruits is that they are healthy for us.

Child 2: Yes, they are! They give us energy and help us grow. Plus, they taste good!

Child 1: That's true. And it's fun to try new fruits too, like mangoes, pineapples, and kiwis.

Child 2: I haven't tried kiwis yet. What do they taste like?

Child 1: Kiwis are a bit tangy and sweet, and you can eat them with the skin on.

Child 2: Sounds interesting! I'll try one soon.

Indonesian (Artinya):

Anak 1: Hai! Tahukah kamu ada berapa jenis buah yang berbeda?

Anak 2: Tidak tahu. Ada berapa banyak?

Anak 1: Nah, ada begitu banyak! Ada apel, jeruk, pisang, anggur, dan masih banyak lagi.

Anak 2: Banyak sekali! Buah favoritmu apa?

Anak 1: Aku pikir aku paling suka stroberi. Mereka begitu merah dan juicy.

Anak 2: Stroberi enak! Aku suka semangka karena mereka sangat segar dan manis.

Anak 1: Kamu benar! Semangka sempurna di hari yang panas. Yang hebat tentang buah adalah bahwa mereka sehat untuk kita.

Anak 2: Iya, benar! Mereka memberikan energi dan membantu kita tumbuh. Selain itu, rasanya enak!

Anak 1: Itu benar. Dan menyenangkan untuk mencoba buah-buahan baru juga, seperti mangga, nanas, dan kiwi.

Anak 2: Aku belum pernah mencoba kiwi. Rasanya seperti apa?

Anak 1: Kiwi agak asam dan manis, dan kamu bisa memakannya dengan kulitnya.

Anak 2: Terdengar menarik! Aku akan mencobanya segera.

DAYS AND MONTH

Sun

Mon


Tue

Wed

Thu

Fri

Sat



UNIT 2

LISTENING

Learn days and month by the song !

➤ Lagu ini menggunakan irama “balonku ada 5”

JANUARY	FEBRUARY	MARCH
APRIL	MAY	JUNE
JULY	AUGUST	SEPTEMBER
OKTOBER	NOVEMBER	DESEMBER

ITULAH NAMA BULAN, DALAM BAHASA INGGRIS

Let's sing song

➤ Lagu ini menggunakan irama “potong bebek angsa”

Senin itu monday

Selasa is tuesday

Rabu itu wednesday

Kamis itu thursday

Jumat is friday

Sabtu saturday

Kalau minggu itu artinya sunday

Jumat is friday

Sabtu saturday

Kalau minggu itu artinya sunday

ACTIVITY 1

1. The month before june is ?
2. The month after july is ?
3. Between october and december is ?
4. What was the first month?
5. What was the last month ?

ACTIVITY 2

1. What day comes after Wednesday?
(Apa hari yang datang setelah Rabu?)
2. How many days are there in a week?
(Berapa banyak hari dalam seminggu?)
3. Write the names of all the days of the week.
(Tulis nama-nama semua hari dalam seminggu.)
4. Which month is your favorite, and why?
(Bulan mana yang kamu sukai, dan mengapa?)
5. What comes between January and March?
(Apa yang ada di antara Januari dan Maret?)

EVALUATION TEST




Choose one of the most correct answers!

(Pilihlah salah satu jawaban yg paling benar)

1. What color is a banana?

- a) Red
- b) Yellow
- c) Green
- d) Blue



2. What color is the tshirt?

- a) Purple
- b) Black
- c) White
- d) Red



3. What color are the leaves of the tree?

- a) White
- b) Pink
- c) Brown
- d) Green



4. What color is the sky on a clear day?

- a) Pink
- b) Blue
- c) Orange
- d) Green



5. What is the color of seawater

- a) Brown
- b) Blue
- c) Purple
- d) Grey



6. How many days in a week?

- a) 5
- b) 6
- c) 7
- d) 8

7. What day after Sunday?

- a) Wednesday
- b) Monday
- c) Friday
- d) Saturday

8. What day after Saturday?

- a) Sunday
- b) Monday
- c) Tuesday
- d) Wednesday

9. How many months in a year?

- a) 12
- b) 7

- c) 15
 - d) 9
10. The moon before august is?
- a) January
 - b) December
 - c) July
 - d) March

ANSWER THE QUESTIONS BELOW!

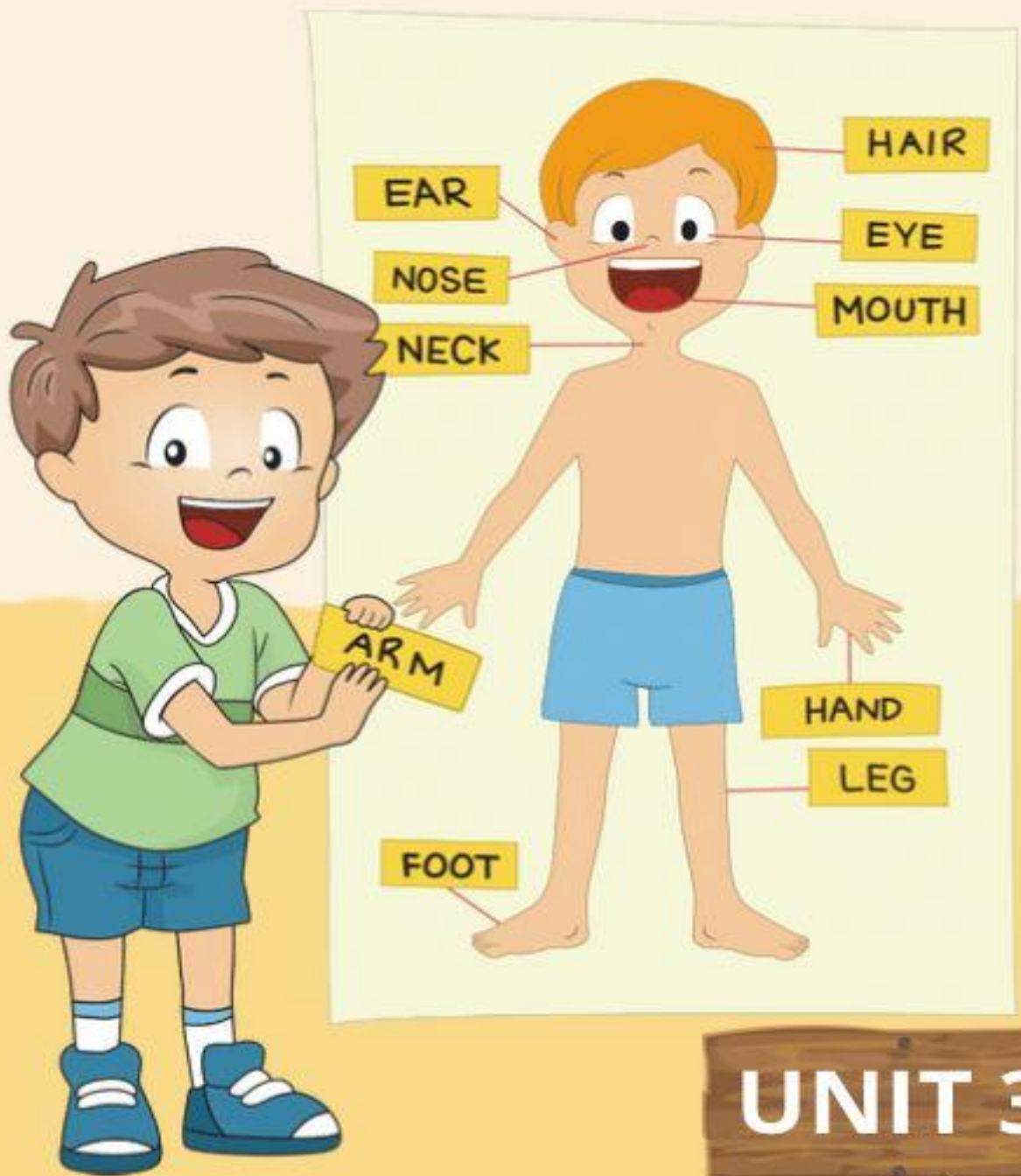
(jawablah pertanyaan dibawah ini!)

1. What is the color of milk ?


2. What the color of grass ?

3. What is the color of carrot ?

PART OF BODY



UNIT 3



HEAD
(KEPALA)

HAIR
(RAMBUT)

EYEBROW
(ALIS)

EYE
(MATA)

FOREHEAD
(DAHI)

EAR
(TELINGA)

NOSE
(HIDUNG)

LIP
(BIBIR)

TEETH
(GIGI)

MOUTH
(MULUT)

TONGUE
(LIDAH)

CHIN
(DAGU)


<i>NECK</i> (LEHER)	<i>SHOULDER</i> (BAHU)	<i>CHEST</i> (DADA)
<i>STOMACH</i> (PERUT)	<i>BACK</i> (PUNGGUNG)	<i>WAIST</i> (PINGGANG)
<i>ARM</i> (LENGAN)	<i>ELBOW</i> (SIKU)	<i>ARMPIT</i> (KETIAK)
<i>BUTTOCKS</i> (PANTAT)	<i>THUMB</i> (IBU JARI)	<i>FINGER</i> (JARI)

<i>PALM</i> (TELAPAK)	<i>HEEL</i> (TUMIT)	<i>TOE</i> (JAR KAKI)
<i>FOOT</i> (KAKI)	<i>KNEE</i> (LUTUT)	<i>HAND</i> (TANGAN)
<i>NAIL</i> (KUKU)	<i>WRIST</i> (PERGELANGAN)	<i>HIP</i> (PINGGUL)

Learn part of body by the song !

Head itu kepala, Hair itu rambut
Forehead itu kening, Ear itu telinga 2x
Eyes itu mata, Nose itu hidung
Cheeks itu pipi, Mouth itu mulut 2x
Teeth itu gigi, Lips itu bibir
Tongue itu lidah, Chin itu dagu 2x
Neck itu leher, shoulders itu bahu
Arm itu lengan, Elbow itu siku 2x
Hand itu tangan, Fingers jari tangan
Nail itu kuku, Stomach itu perut 2x
Chest itu dada, Back itu punggung
Foot itu kaki, Toes jari kaki 2x

ACTIVITY 1



ACTIVITY 2

Arrange The Letters Bellow !**(Sususnlah Huruf-Huruf Berikut)**

1. O – O – H – T – T
2. E – S – O – N
3. D – E – A – H
4. R – A – I – H
5. T – O – F – O
6. I – N – G – E – R – F
7. R – E – D O – H – S – L – U
8. S – E – Y – E
9. H – C – O – T – S – A – M
10. D – A – N – H

ACTIVITY 3

1. Fingers is part of our
2. We have hands
3. We jump with our
4. Rambutku itu hitam
The English sentence is
5. Saya punya sepuluh jari
The English sentence is

FAMILY MEMBERS





FAMILY
(KELUARGA)



Parents
(Orang Tua)



Father
(Bapak)



Mother
(Ibu)



Grand Mother
(Nenek)



Grand Father
(kakek)



Uncle
(Paman)



Son
(Anak Laki-Laki)



Daughter
(Anak Perempuan)



Aunt
(Bibik)



Sister
(Saudara Perempuan)



Brother
(Saudara Laki-Laki)



Cousin
(Sepupu)



Parents In Law
(Mertua)

LISTENING

Learn members of family by the song !

Grandfather itu kakek
 Father ayah
 Grandmother itu nenek
 Mother ibu
 Uncle paman
 Aunt bibi
 Cousin sepupu
 Brother saudara laki-laki
 Sister saudara perempuan

ACTIVITY 1

Translate all the words below into English!

(Terjemahkan semua kata di bawah ini ke dalam bahasa Inggris!)



.....



.....



.....

ANAK
LK”

.....

NENEK

.....

AYAH

.....

BIBIK

.....

PAMAN

.....

ACTIVITY 2

- Carefully observe the following picture to answer the questions below! (*perhatikan gambar berikut untuk menjawab soal di bawah.!*)



1. **Who is wearing a pink shirt?** (Siapakah yang memakai baju pink?)

ANSWER:

2. **Who is wearing a yellow shirt?** (Siapakah yang memakai baju kuning?)

ANSWER:

3. **Who is sitting in the chair?** (Siapakah yang duduk di kursi?)

ANSWER:

4. **Who has orange hair?** (Siapakah yang berambut warna oren?)

ANSWER:

5. **Who has a mustache?** (Siapakah yang memiliki kumis?)

ANSWER:

6. **Who has orange shoes?** (Siapakah yang memiliki sepatu warna oren?)

ANSWER:

ACTIVITY 3

Let's arrange the following words to form correct family member names!

(Ayo susun kata-kata berikut, Sehingga menjadi nama-nama anggota keluarga yang benar!)

1. F - R - T - E - A - H

2. O - H - M - R - E - T

3. N-C-I-O-U-S

4. N-A-U-T

EVALUATION TEST



Choose one of the most correct answers!
(Pilihlah salah satu jawaban yg paling benar)

1. What do you use to see things?
 - a) Hands
 - b) Eyes
 - c) Feet
 - d) Ears
2. Which part of your body do you use to smell?
 - a) Nose
 - b) Mouth
 - c) Ear
 - d) Elbow
3. What do you use to taste food?
 - a) Tongue
 - b) Toes
 - c) Knees
 - d) Fingers
4. Which body part helps you hear sounds?
 - a) Mouth
 - b) Nose
 - c) Eyes
 - d) Ears
5. What is the body part that you use to walk?
 - a) Nose
 - b) Eyes
 - c) Feet

d) Hands

6. Which part of your body do you use for hugging?

a) Feet

b) Knees

c) Arms

d) Eyes

7. What do you use to eat your lunch?

a) Feet

b) Ears

c) Hands

d) Mouth

8. Which part of your body do you use for writing?

a) Eyes

b) Mouth

c) Hands

d) Ears

9. What do you use to kick a soccer ball?

a) Nose

b) Handsp

c) Feet

d) Ears

10. Which body part do you use to give someone a high-five?

a) Nose

b) Ears

c) Hands

d) Mouth

11. Who is your father's wife?

- a) Sister
- b) Mother
- c) Brother
- d) Aunt

12. What do you call your sister's son?

- a) Nephew
- b) Cousin
- c) Daughter
- d) Grandson

13. Who is your grandfather's son?

- a) Father
- b) Uncle
- c) Brother
- d) Grandson

14. What do you call your mother's parents?

- a) Grandparents
- b) Cousins
- c) Siblings
- d) Aunts

15. Who is your aunt's daughter?

- a) Sister
- b) Niece
- c) Cousin
- d) Mother

Answer the following question correctly.!

(jawablah pertanyaan berikut dengan benar)

1. We use our _____ to taste our food.
2. We see with our _____
3. Your parents' parents are your _____
4. My cousin's father is my _____
5. My father's sister is my _____

OBJECT IN CLASS



UNIT 5

OBJECT IN CLASS



Table

=

Meja

Chair

=

Kursi

Blackboard

=

papan

Cupboard

=

Lemari

Eraser

=

Penghapus

Book

=

Buku

Chalk

=

Kapur

Clock

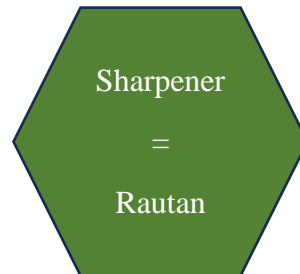
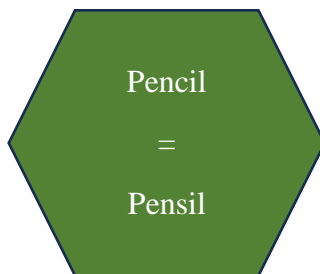
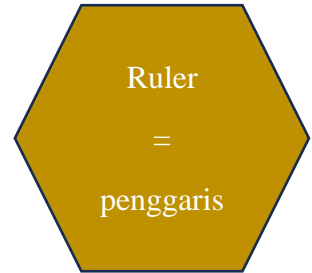
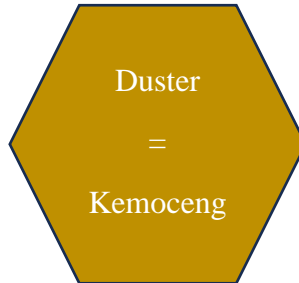
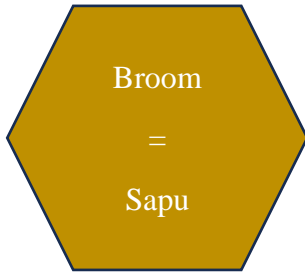
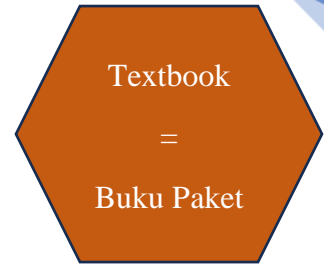
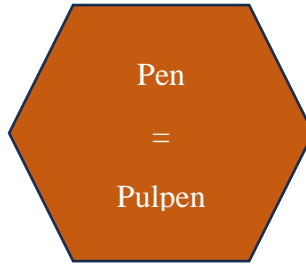
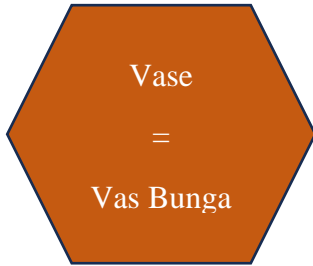
=

Jam

Calender

=

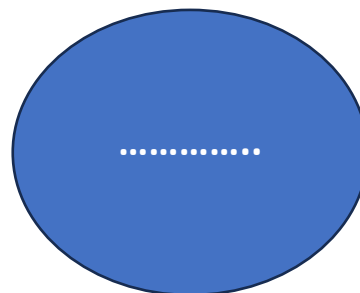
Kalender



ACTIVITY 1

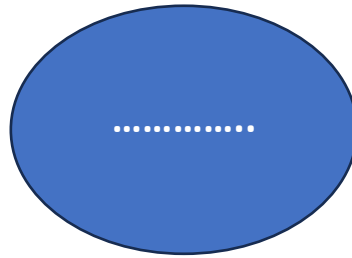


=

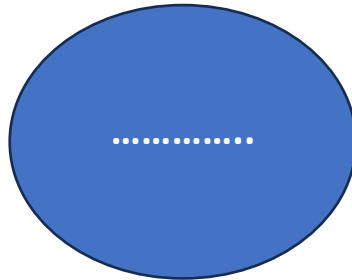




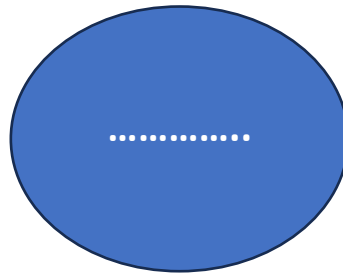
=



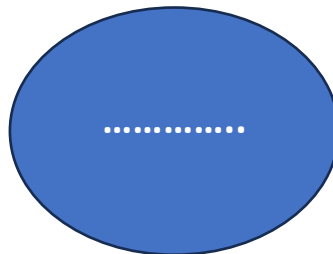
=



=

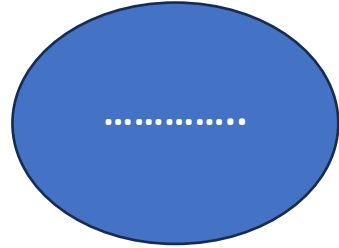


=

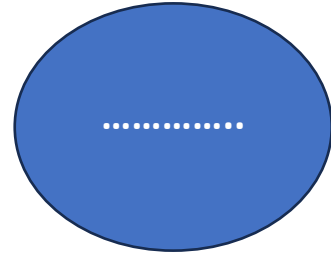




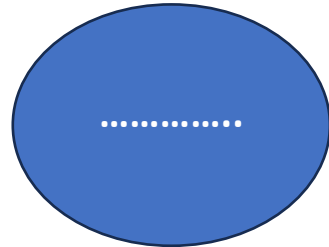
=



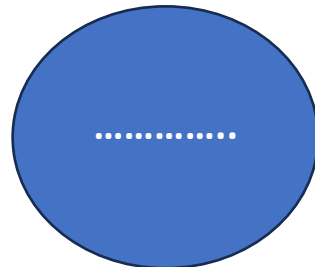
=



=



=



LISTENING

Let's learn object in class by the song!

Papan tulis itu (whiteboard)

Kalau lemari (Cupboard)

Meja (table) dan

kursi itu (chair)

Kalau Eraser (penghapus)

Pen pulpen

Book buku

Kalau roller(penggaris)

Kalau Flag itu artinya bendera

Dan yang pencil itu pensil

OBJECT IN THE HOUSE



LOOK AT THIS PICTURE.!

Apa saja yang
ada di dalam
Rumah



▫ **Rooms in the House.?**

Living Room



Bedroom









Bathroom





Kitchen



Let's Talk About Items Inside The Living Room

		
Couch	Television	Lamp
		
Curtains	Cabinet	Rug

Let's Talk About Items Inside The Bedroom

 <p>Bolster</p>	 <p>Wardrobe</p>	 <p>Bed</p>
 <p>Blanket</p>	 <p>Wall Clock</p>	 <p>Bedside Lamp</p>
 <p>Study Desk</p>	 <p>Fillow</p>	 <p>Painting</p>

ACTIVITY 1

Write 3 objects in the living room.!

Write down 5 objects in the Bedroom.!

Write down the rooms in the house.!

Let's Talk About Items Inside the Bathroom

		
Bathtub	Shower	Faucet
		
Towel	Toothbrush	Mirror
		
Sink	Toothpaste	Soap
		
Shampoo	Brush	Closet

Let's Talk About Items Inside The Kitchen

		
Refrigerator	Oven	Fork
		
Knife	Spoon	Pot
		
Glass	Plate	Stove
		
Cup	Frying Pan	Saucepan

ACTIVITY 2

Please answer the questions below correctly!
(Jawablah pertanyaan di bawah dengan benar.!)



What is this..?



What is this..?



What is this..?



What is this..?



What is this..?



What is this..?



Activity 3

Fil the blank

1. D - B - E
2. L - U - R - E - R
3. L - A - M - P
4. B L - N K - T
5. P - S T E -
6. - U P
7. - L A - E

EVALUATION TEST



1. This tool is used to clean the floor. This is a..
 - a. Broom
 - b. Table
 - c. Pen
 - d. Chair
2. This tool is used to show the time. This is a....
 - a. Table
 - b. Clock
 - c. Whiteboard
 - d. Eraser
3. Mrs. Eni is a teacher. She teaches students in the....
 - a. School yard
 - b. Teacher's room
 - c. Classroom
 - d. House
4. This is a.....
 - a. Pen
 - b. Book
 - c. Eraser
 - d. Ruler
5. This is a....
 - a. Chair
 - b. Table
 - c. Blackboard
 - d. Book
6. The knife is in the....
 - a. Dining room
 - b. Living room
 - c. Kitchen
 - d. Bathroom
7. We brush our teeth in the
 - a. Bathroom
 - b. Bedroom
 - c. Kitchen
 - d. Living room
8. Where do you sleep ?
 - a. Bathroom
 - b. Bedroom
 - c. Living room

d. Kitchen

9. This is a...

- a. Plate
- b. Spoon
- c. Stove
- d. Fork



10. This is a...

- a. Fork
- b. Glass
- c. Soap
- d. Sofa



HOBBIES



LISTENING

HOBBIES

(nyanyikan lagu ini dengan instrumen ALLAHUL
KAAFI)

lirik

swimming: berenang

running: berlari

cycling bersepedah

dancing: menari

reading: membaca

studying belajar

singing menyanyi

writing: menulis

campin: berkemah

cooking memasak




gardening: berkebun













fishing: memancing

painting: melukis

playing: bermain

Here are vocabularies about hobbies!

HOBBIES VOCABULARY		
<p>(SINGING)</p>  <p>(bernyanyi)</p>	<p>(SWIMMING)</p>  <p>(berenang)</p>	<p>DANCE</p> 

Reading  (.....)	reading 	(MENARI) camping  (berkemah)
Listening to music  (Mendengarkan music)	traveling  (jalan jalan ..rgan)	writing 
painting 	cycling 	gardening  (berkebun)
Cooking 	fishing 	diving  (menyelam)

Let`s Talking About Hobbies..!

Do you know what a hobby is?
(Apakah kamu tahu hobi itu apa?)



Singkatnya hobi adalah kegiatan yang kamu sering dan senang melakukannya di saat waktu senggang

ACTIVITY 1

Match this word correctly!
(cocokkan kata kata ini dengan benar!)

BAHASA INGGRIS	BAHASA INDONESIA
<i>Your hobby is swimming</i>	Hobimu adalah berenang.
<i>Indra likes jogging.</i>	Indra suka berlari.
<i>Diaz likes singing.</i>	Diaz suka menyanyi.
<i>My sister likes cooking.</i>	Saudara perempuanku suka memasak.
<i>My favourite hobby is flower arranging.</i>	Hobi favorit saya adalah merangkai bunga.
<i>My hobby is camping.</i>	Hobiku adalah berkemah.
Ahmad like sewing on Sunday.	Ahmad suka menjahit di hari Minggu.
When listening to music, I feel happy because that is my hobby.	Ketika mendengarkan musik, saya merasa sangat senang karena itu adalah hobi saya.
On weekends, I always go to the cinema to watching movies.	Setiap akhir pekan, saya selalu pergi ke bioskop untuk menonton film.
One of our hobbies is reading novels.	Salah satu hobi kami adalah membaca novel.

swimming

berenang

singing

Mendengar

reading

bernyanyi

writing

Listening to

diving

gardening

fishing

menulis

menyelam

berkebun

membaca

memancing

ACTIVITY 2**Arrange this words correctly!**

(susunlah kata kata ini dengan benar!)

- D - r - e - a - I - g - n =
- G - r - d - n - g - a - e - a =
- G - s - n - I - I - g - g - n =
- I - f - s - h - I - g - n =
- M - s - w - I - m - g - n - I =

ACTIVITY 3**Complete the sentences below correctly!**

Lengkapi kalimat kalimat di bawah ini dengan benar!

1. Andi likes to listening the (.....)
2. My brother likes (.....)
3. My hobby is (.....)

4. My sister and my brother are likes to (.....) on weekends
5. My mom like to (.....) at kitchen

A M B I T I O N



UNIT 8

Look at this picture



What is your
ambition Andi?

My ambition
is doctor





Police
(polisi)



Fireman
(pemadam kebakaran)



Nurse
(perawat)



Teacher
(Guru)



Pramugari
(stewardess)



army
(tentara)



Doctor
(dokter)



Pilot
(pilot)



Painter
(pelukis)

Listening

Let's Learn Ambition by the Song!

Teacher adalah guru
Doctor adalah dokter
Nurse itu perawat
Police itu polisi
Pemadam kebakaran, FIREMAN
Army itu tantara
Pilot adalah pilot
Singer itu penyanyi

Activity 1

Arrange this word correctly !

1. E-A-H-E-R-T-C
2. I-C-E-P-O-L
3. Y-A-M-R
4. R-S-G-N-I-R
5. O-C-O-R-T-D

Activity 2

PRACTICE THIS DIALOGUE WITH YOUR FRIENDS

DIALOG 1

Diaz : What do you want to be when you grow up?

(Kamu ingin jadi apa ketika besar nanti?)

Sayid : I want to be a doctor.

(Aku ingin menjadi seorang dokter)

Diaz : Why?

(Mengapa?)

Sayid : Because I want to cure people and save lives. What about you?

(Karena aku ingin menyembuhkan orang dan menyelamatkan nyawa. Bagaimana denganmu?)

Diaz : I want to be an astronaut because I want to touch the moon and the stars.

(Aku ingin menjadi astronot karena aku ingin menyentuh bulan dan bintang)

Sayid : When you can finally touch them, don't forget to bring one star for me.

(Ketika kamu akhirnya bisa menyentuhnya, jangan lupa untuk membawakan satu bintang untukku)

Diaz : I will.

(Akan kubawakan)

DIALOG 2

Nifka : What's your biggest dream?

(Apa impian terbesarmu?)

Putri : My biggest dream is to have my own restaurant.

(Impian terbesarku adalah memiliki restoranku sendiri)

Nifka : That's a nice dream. I guess your restaurant will be full of people every day as they really love the food you make.

(Itu adalah mimpi yang bagus. Aku rasa restoranmu akan penuh dengan orang-orang setiap hari karena mereka sangat menyukai makanan yang kamu buat)

Putri : Thanks. What's your dream?

(Terima kasih. Apa impianmu?)

Nifka : I want to travel the world alone.

(Aku ingin keliling dunia sendirian)

Putri : Why do you want to do it alone? Isn't it more fun if you travel with someone else?

(Mengapa kamu ingin melakukannya sendiri? Bukannya lebih asik jika kamu bepergian dengan orang lain?)

Nifka : I just want to know how it feels to visit new places, meet new people, and experience new cultures by myself.

(Aku hanya ingin tahu bagaimana rasanya mengunjungi tempat baru, bertemu orang baru, dan merasakan budaya baru sendiri)

Putri : That's interesting.

(Itu menarik)

DIALOG 3

Lili : What goals do you want to achieve?

(Apa cita-cita yang ingin kamu capai?)

Siti : I've always wanted to be a movie star.

(Aku selalu ingin menjadi bintang film)

Lili : It's no wonder you join our school's theater club.

(Pantas saja kamu ikut klub teater sekolah kita)

Siti : Yep. I think that's the first step to achieve my goal.

(Ya. Aku rasa itu adalah langkah pertama untuk mencapai cita-citaku)

Lili : Good for you.

(Bagus)

Siti : What about you? Do you have any goal that you want to achieve?
(Bagaimana dengan kamu? Apakah kamu punya cita-cita yang ingin kamu capai?)

Lili : Well, I want to have my own house.
(Aku ingin punya rumahku sendiri)

Siti : What kind of house do you want to have?
(Rumah seperti apa yang kamu inginkan?)

Lili : A modern house with an indoor swimming pool and a large backyard.
(Rumah modern dengan kolam renang dalam ruangan dan halaman belakang yang luas)

Siti : Cool! Let's work hard to achieve our goals!
(Keren! Mari kita berusaha dengan keras untuk menggapai cita-cita kita!)

A: Yeah. (Ya)

EVALUATION TEST



Choose one of the most correct answers!
(Pilihlah salah satu jawaban yg paling benar)

1. The work shown in the image below is...
 - a. Architect
 - b. Painter
 - c. Machinist
 - d. Teacher



2. The duties of doctor are..
 - a. Guide the patient
 - b. Cure the patient
 - c. Teach patients
 - d. Build a hospital
3. The person whose job is to drive the train is called...
 - a. Pilot
 - b. Army
 - c. Flight attendant
 - d. Machinist
4. What a profession does a writer do?..
 - a. Teach from books
 - b. Writing books
 - c. Selling books
 - d. Composing poems
5. What a profession does a singer do?..
 - a. Teaching
 - b. Singing
 - c. Drawing
 - d. Treating

Choose one of the most correct answers!
(Pilihlah salah satu jawaban yg paling benar)

1. Nazwa's hobby is...



- a. Dancing
- b. Cooking
- c. Watching
- d. Singing

2. Syaira's hobby is...



- a. Swimming
- b. Painting
- c. Drawing
- d. Cooking

3. My hobby is..



- a. Singing
- b. Cooking

- c. Watching
- d. Dancing

4. Naira's hobby is...



- a. Drawing
- b. Reading
- c. Jogging
- d. Hiking

5. Daffa's hobby is...



- a. Playing foot ball
- b. Playing piano
- c. Playing basket ball
- d. Fishing

CLOTHES



UNIT 9



Reading!!

Hello brothers and sisters, welcome back to English lessons. On this occasion, we will discuss about Clothes (Clothes) Elementary English Lesson Material for Grade 2. In this material, there are types of clothes for men as well as clothes for women. You should memorize the names of clothes so that your vocabulary will increase and of course you will be more skilled in English.

{Halo adik-adik, selamat datang kembali di pelajaran bahasa Inggris. Pada kesempatan kali ini, kita akan membahas tentang Clothes (Pakaian) Materi Pelajaran Bahasa Inggris SD Kelas 2. Dalam materi ini, ada jenis-jenis pakaian untuk pria dan juga pakaian untuk wanita. Kalian harus menghafalkan nama-nama pakaian agar kosakata kalian semakin bertambah dan tentunya kalian semakin terampil dalam berbahasa Inggris.}



*Vocabulary***CLOTHES FOR BOY/MAN (PAKAIAN UNTUK LAKI-LAKI)**

Shirt
{Kemeja}



Tie
{Dasi}



Belt
{Sabuk}



Shoes
{Sepatu}



Socks
{Kaus Kaki}



Sandals

{Sandal}



Hat

{Topi}



T-shirt

{Kaos Oblong}



Pants

{Celana Panjang}



Short

{Celana Pendek}



Pajamas

{Piyama/Baju Tidur}



Example
sentences

1. Dimas is wearing hat.
(Dimas memakai topi.)
2. Mr.Jhon is wearing tie.
(Pak Jhon memakai dasi.)
3. Danil is wearing belt.
(Danil memakai sabuk)
4. It's so hot today; I think I'll wear shorts.
(Hari ini sangat panas, saya pikir saya akan
memakai celana pendek)
5. I bought a new pair of shoes for running.
(Saya membeli sepasang sepatu baru untuk berlari.)
6. He prefers to wear sandals in the summer.
(Saya membeli sepasang sepatu baru untuk berlari.)

*Vocabulary***CLOTHES FOR GIRL/WOMAN (PAKAIAN UNTUK PEREMPUAN)**

Gown
{ Gaun }



Skirt
{ Rok }



Veal
{ Jilbab }



Blouse
{ Baju }



*Vocabulary***CLOTHES THAT ARE OFTEN USED (PAKAIAN YANG SERING DIGUNAKAN)**

Uniform
{Seragam}



Swimsuit
{Baju Renang}



Raincoat
{Jaz Hujan}



Scarf
{Syal}



**Example
sentences**

1. Yuli is wearing a gown.
(Yuli memakai gaun.)
2. Nuri is wearing a skirt.
(Nuri memakai rok.)
3. Riska is wearing blouse.
(Riska memakai blus.)
4. I wear a scarf when it's cold
(Saya menggunakan syal saat dingin)
5. When it rains, I wear a raincoat
(Ketika hujan saya menggunakan jas hujan)
6. I like to wear a hat when playing outside
(Saya suka memakai topi saat bermain di luar)
7. Ahmad's socks are white
(Kaos kaki Ahmad berwarna putih)

Activity 1**Fill the blanks!!**

1. I wear.....for going to school



2. Eni wears.....to swim



3. A : "What is this?
B : "This is....."



4. He wears.....



5. These are pairs of.....



6. Today is rainy.
You must wear.....



7. She wants to go to party
She wears.....



8. It is cold.
I wear.....



9. He wears.....before wearing shoes



10. My.....is new



Activity 2

Translate into English

- 1) Ini adalah sebuah jas
(.....)
- 2) Saya mempunyai sepasang sandal
(.....)
- 3) Ani memakai rok
(.....)
- 4) Handuk saya baru
(.....)
- 5) Ahmad memakai celana panjang
(.....)


FOOD & BEVERAGE



UNIT 10

Apperception

LOOK AT THIS PICTURE!!



Do you have a favorite food or beverage? Favorite food is a type of food that is liked and desired by someone because of the taste, smell, or memories associated with the food. Favorite foods can vary for each person, depending on personal, cultural, or previous experience.










You have a variety of favorite foods, like fried rice, pizza, fried chicken, instant noodles, ice cream, or chocolate. Favorite food is the food we like. Favorite foods often provide health benefits, in addition to providing delicious taste. What kinds of food and drinks?

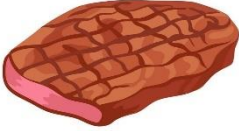





What's your favourite? Let's learn it together in this chapter.

Listening







Listen and repeat after your teacher!
(Dengarkan dan ulangi setelah gurumu)

Food

		
Chocolate	Cake	Noodle
		
Fried rice	Meatball	Bread
		
Pizza	Sausage	Burger

		
Beef steak	Fried chicken	Fried fish
		
Cheese	French fries	Porridge

Drink

		
Coffee	Tea	Mineral water
		
Ice cream	Lemon juice	Milk

Speaking

Practice these dialogs with your friends!!

(Praktikkan percakapan – percakapan ini dengan teman-temanmu!)

Dialog 1

Eni :Hi, Fatma. How are you?

Fatma : Hi, Eni. I'm good. Thanks

Eni : What is it?

Fatma : It is chicken satay.

Eni : Wow. Thank you so much

Fatma : You are welcome

**Dialog 2**

Siti : Do you like friend rice, Vina?

Jamilah : Yes, I do. How about you?

Siti : I like it, too.

Jamilah : No, I don't like spicy food.

**Dialog 3**

Imron : What will you eat Putri?

Mansur : I will eat noodle soup.




Imron : How does it taste?

Mansur : It tastes delicious.



Activity 1

Put a tick Mark (✓) on the correct picture
(Berilah tanda centang (✓) pada gambar yang tepat)

<p>Meatball</p>	
	
<p>Fried rice</p> 	

Lemon juice



Cheese



Coffe



Chicken Satay



Activity 2

Writing

Write like the example.






(Tulislah seperti contoh – contoh dibawah)



Mia : What is it?
 Nifka : It is chocolate
 Mia : Do you like it?
 Nifka : Yes, I do



Ahmad : What is it?
 Fatma : It is fried fish
 Ahmad : Do you like it?
 Fatma : No, I don't.

	<p>A : What is it? B : It is A : Do you like it B : ye,</p>
	<p>A : What is it? B : It is A : Do you like it B : No,</p>
	<p>A : What is it? B : It is A : Do you like it B : yes,</p>
	<p>A : What is it? B : It is A : Do you like it B : yes,</p>
	<p>A : What is it? B : It is A : Do you like it B : No,</p>

Activity 3

Let's Discuss

Ask your friend's favorite food and drinks.

No	Name of Friends	His/Herr Favorite.....	
		Food	Drink
1			
2			
3			
4			
5			

EVALUATION TEST



Choose one of the most correct answers!
 (Pilihlah salah satu jawaban yg paling benar)

1.



I am wearing.....

- A. Sock C. Hat
 B. Tie D. shoes

2. Apa arti dari (trousers)

- A. Baju C. Celana
 B. Sandal D. Jilbab

3. I am wearing Because it is so hot

A.



C.



B.



D.



4. “ R – S – S – E – D “ Jika dikatakan kata menjadi....?

- A. Derss C. Dress

B. Dsesr

D. Dsers

5. What do you wear when it's raining to stay dry?

A.



B.



C.



D.





6.

What is the English in the picture above?

A. Shirt

C. Short

B. Belt

D. Pajamas



7.

Mia : What do you eat, diyaz

Diyaz : I eat

A. Noodle

B. Meatball

C. Chicken satay

D. Cheese

8.



I feel thirsty.

I want to drink....

A. Coffee

C. Milk

B. Tea

D. Mineral water



9.

Honey tastes.....

I love it so much.

- A. Spicy
- B. Salt
- C. Sweet
- D. sour

10. A fried noodle

A.



B.



C.



D.



11. Fatma : Do you like to eat chocolate
Ahmad : yes.....

- A. I am
B. I do
C. I did
D. I was

**The table is for questions number 12 to 15
(Table berikut untuk pertanyaan nomor 12 sampai 15)**

Name	Favorite food	Favorite drink
Ahmad	Meatball	Coffee
Mia	Fried fish	Iced tea
Sayid	Beef steak	Mineral water

12. Sayid's favorite food is....?

- A. Fried rice
B. Pizza
C. Beef steak
D. Meatball

13. A cup of coffee is Favorite drink.

- A. Miya's
B. Ahmad's

- C. Sayid's
- D. Their

14. Miya's favorite drink is

- A. Iced tea
- B. Coffee
- C. Mineral water
- D. Milk

15. Ahmad's favorite food is.....



A.



B.



C.



D.

Fill in the blanks with the correct answer.
(Isilah titik – titik berikut dengan jawaban yang benar)

1.



Fatma love to eat

2.



Eni eating

3.



Before going to school, I always drink....

4.



What food is this.....

5.



Mia like to eat.....

FRUITS & VEGETABLES



UNIT 11



FRUITS = BUAH-BUAHAN

INGGRIS	INDONESIA
Apple	Apel
Watermelon	semangka
Pineapple	Nanas
Banana	Pisang
Pear	Pir
Grapes	Anggur
Strawberry	stroberi
Orange	Jeruk
Manggo	mangga
Starfruit	belimbing
Guava	Jambu
Avocado	alpukat
Dragon fruit	Buah naga
Lime	Jeruk nipis
Durian	Durian
Melon	Melon
Snake fruit	salak
Jackfruit	Nangka
Mangosteen	Manggis

**HERE ARE EXAMPLE OF THE SENTENCES THAT STATE THE
FRUITS WE LIKE**

1. I like an apple
(aku suka apel)
2. I have a mango tree at home
(saya punya pohon mangga dirumah)
3. This morning my father brought bananas from the garden
(tadi pagi bapak saya membawa pisang dari kebun)
4. Today my mom made avocado juice for me and my brother
(Hari ini ibu membuat jus alpukat untukku dan adik)
5. My uncle planted guava trees in the field
(pamanku menanam pohon jambu diladang)

VEGETABLES = SAYUR-SAYURAN

INGGRIS	INDONESIA
Carrot	wortel
Cucumber	timun
Broccoli	brokoli
Cabbage	kubis
Eggplant	terong
Corn	Jagung
Mushroom	jamur
Tomato	tomat
Potato	kentang
Onion	Bawang bombay
Chili	cabai
Spinach	bayam
Celery	seledri
Garlic	Bawang putih

HERE ARE EXAMPLE OF THE SENTENCES THAT STATE THE
VEGETABLES

1. My sister and I like to eat vegetable.
(Aku dan adikku suka makan sayur)
2. Miya likes spinach.
(Miya suka sayur bayam)
3. Eni and her friends eats cobbage every day.
(Eni dan teman temannya mengkonsumsi sayur kol setiap hari)
4. Do you like pumpkin?
(Apakah kamu suka labu)?
5. Fatma like carrot very much.
(Saya sangat suka sayur wortel)

Let's learn fruits by the song !

**Apple apel, Manggo mangga,
watermelon semangka
Orange jeruk, Lemon lemon
Avocado alpukat, Snakefruit salak
Jackfruit nangka, dragonfruit buah naga
Starfruit belimbing, guava jambu
Pineapple buah nanas
Banana buah pisang**

ACTIVITY 1



.....



.....



.....



.....



.....



.....




.....



.....



.....



.....

ACTIVITY 2



.....




.....



.....



.....



.....




TRANSPORTATION



UNIT 12

TRANSPORTATIONS



LAND TRANSPORTATIONS (TRANSPORTASI DARAT)












Monorail train




Train




Bicycle

 <p>Scooter</p>	 <p>Motorcycle</p>	 <p>Car</p>
 <p>Bus</p>	 <p>Pedicab</p>	 <p>Bajai</p>
 <p>Wagon</p>	 <p>Truck</p>	 <p>City bus</p>

1. Car (mobil)
2. Motorcycle (motor)
3. Scooter (motor vespa)
4. Bicycle (sepeda)
5. Train (kereta api)
6. Monorail train (kereta monorel)
7. Wagon (delman)
8. Bajai (bajaj)
9. Pedicab (becak)
10. Truck (truk)
11. Bus (bus)
12. City bus (bus kota)



WATER TRANSPORTATIONS
(TRANSPORTASI LAUT)



Cruise ship




Motor boat



Boat



Canoe



Submarine



Ferry ship







War ship



Cargo ship

1. **Cruise ship (kapal pesiar)**
2. **Motor boat (perahu motor)**
3. **Boat (perahu)**
4. **Canoe (kano)**
5. **Submarine (kapal selam)**
6. **Ferry ship (kapal feri)**
7. **War ship (kapal perang)**
8. **Cargo ship (kapal pengangkut barang)**

AIR TRANSPORTATIONS
(TRANSPORTASI UDARA)

 <p>Plane</p>	 <p>Helicopter</p>
 <p>Rocket</p>	 <p>Air Ballon</p>

EXAMPLE SENTENCES OF TRANSPORTATIONS

1. My father takes me to school with his car
(Ayah mengantarkan saya ke sekolah dengan mobilnya)
2. Eni went to Bandung by train
(Eni pergi ke Bandung menggunakan kereta api)
3. Sayid loves to ride his bike to campus every day
(Sayid suka naik sepedanya ke kampus setiap hari)
4. Ahmad and Diaz often go fishing in a small boat
(Ahmad dan Diaz sering pergi mincing dengan perahu kecil)
5. Mia and her friends ride the school bus together
(Mia dan teman-temannya naik bus sekolah Bersama-sama)

ACTIVITY 1

MATCH THE PICTURE BELOW WITH THE CORRECT MEANING

(pasangkan gambar dibawah dengan arti yg tepat)



AIR BALLON



HELICOPTER



TRUCK



WAR SHIP



CARGO SHIP



CANOE



ROCKET



MOTORCYCLE



BUS

ACTIVITY 2

TRANSLATE THE FOLLOWING WORDS INTO ENGLISH
(artikan kata-kata berikut ke dalam Bahasa Inggris)

1. MOBIL

2. PESAWAT

3. ROKET

4. MOTOR

5. KAPAL SELAM

6. TRUK

7. HELIKOPTER

8. KAPAL FERI

9. BALON UDARA


10. DELMAN





ACTIVITY 3

COMPLETE THE DIALOGS BASED ON THE PICTURE. THEN PRACTICE THEM.

(lengkapilah percakapan berikut berdasarkan gambarnya, kemudian praktikkan)

1. **Q : Is that a picture of an airplane ?**
A : No, it is not



<p>2. Q : Is that a picture of Air ballon ? A :</p>	
<p>3. Q : Is that a picture of Motorcycle ? A :</p>	
<p>4. Q : Is that a picture of bus ? A :</p>	
<p>1. Q : Is that a picture of rocket ? A :</p>	

EVALUATION TEST



EVALUATION

1. Which of the following is a fruit ?
 - a. Tomato
 - b. Apple
 - c. Carrot

2. Which of the following is a vegetable ?
 - a. Orange
 - b. Pineapple
 - c. Cucumber

3. Which fruit is yellow ?
 - a. Banana
 - b. Grapes
 - c. Strawberry

4. This is a....
 - a. Snake fruit
 - b. Banana
 - c. Pir



5. This is a....
 - a. Grapes
 - b. Pineapple
 - c. Orange



6. This is a....
 - a. Cucumber
 - b. Broccoli
 - c. Eggplant



7. This is a.....

- a. Onion
- b. Carrot
- c. Chili




8. What vegetables is red

- a. Tomato
- b. Cabbage
- c. Spinach

9. This is a.....

- a. Cucumber
- b. Eggplant
- c. Onion



10. What vegetables is green ?

- a. Carrot
- b. Cabbage
- c. Eggplant

11. What transportation uses rails and moves on tracks ?

- a. Car
- b. Train
- c. Bicycle

12. What transportation is a vehicle that travels in the air ?

- a. Airplane
- b. Car
- c. Boat

13. What transportation is a vehicle that travels in the water ?

- a. Motorcycle
- b. Boat
- c. Rocket

14. This is a....

- a. Helicopter
- b. Boat
- c. Bus



15. This is a.....

- a. Train
- b. Car
- c. Truck



ANSWER THE FOLLOWING QUESTION CORRECTLY

(jawab pertanyaan berikut dengan benar)

1. What fruit do you like ?
I like ...
2. What vegetables do you like ?
I like...
3. The monkey likes to eat this fruit. This fruit is yellow and sweet. What is it ?
It is a...
4. Mention five of fruits !
5. Mention five of vegetables !

NUMBERING



UNIT 13

NUMBERING



CARDINAL NUMBERS

Cardinal numbers adalah angka yang menyatakan berapa banyak benda, orang, atau hewan misalnya one, two, three, four, five, six, seven, eight, nine, ten, dan seterusnya. Namun hati-hati dalam penulisan angka 14 dan 40 dengan huruf. 14 yaitu “fourteen”, 40 “forty”, karena biasanya banyak orang yang salah dalam membacanya, kadang 40 dibaca “fourty” padahal tanpa huruf “u”. Begitu juga dengan angka 5 “five”, 15 “fifteen”, 55 “fifty five” 105 “a hundred five” dan seterusnya. Kadang banyak orang yang salah melafalkan angka yang ada angka 5, terutama anak-anak.

ORDINAL NUMBERS

1 ONE (SATU)	2 TWO (DUA)	3 THREE (TIGA)	4 FOUR (EMPAT)
5 FIVE (LIMA)	6 SIX (ENAM)	7 SEVEN (TUJUH)	8 EIGHT (DELAPAN)
9 NINE (SEMBILAN)	10 TEN (SEPULUH)	11 ELEVEN (SEBELAS)	12 TWELVE (DUA BELAS)
100 ONE HUNDRED (SERATUS)		1.000 ONE THOUSAND (SERIBU)	

ORDINAL NUMBERS

Ordinal numbers adalah angka yang menunjukkan peringkat atau posisi dari benda atau sesuatu, contohnya first, second, third, fourth fifth, dan seterusnya. Cukup tambahkan 'th' pada bilangan biasa. Kecuali yang berakhiran angka 1 akan berakhiran 'st', angka 2 akan berakhiran 'nd', angka 3 akan berakhiran 'rd', dan 0 (biasanya pada angka puluhan) akan berakhiran 'tieth/ieth'. Perhatikan juga bahwa hanya angka terakhir yang dituliskan sebuah akhiran sebagai ordinal numbers:


421st = four hundred and twenty-firs5,111th = five thousand, one hundred and eleventh

HERE ARE THE EXAMPLE OF ORDINAL NUMBERS!


(ini adalah contoh dari ordinal numbers!)

1st	First	11th	Eleventh	21st	Twenty first
2nd	Second	12th	Twelveth	22nd	Twenty second
3rd	Third	13th	Thirteenth	23rd	Twenrt third
4th	Fourth	14th	Fourteenth	30th	Thirteenth
5th	Fifth	15th	Fifteenth	40th	Fortieth
6th	Sixth	16th	Sixteenth	50th	Fiftieth
7th	Seventh	17th	Seventeenth	60th	Sixtieth
8th	Eight	18th	Eighteenth	70th	Seventieth
9th	Ninth	19th	Nineteenth	80th	Eightieth
10th	Tenth	20th	twentieth	90th	ninetieth


Count and Match



SIX



FOUR



THREE



EIGHT

PRACTICE THIS DIALOGUE WITH YOUR FRIENDS

DIALOG 1

Annie: Hi, Tommy! Do you know your numbers?

(Hai, Tommy! Apakah kamu tahu angka-angkamu?)

Tommy: Yes, I do. I can count from 1 to 10.

(Ya, aku tahu. Aku bisa menghitung dari 1 sampai 10.)

Annie: Great! Let's practice together.

(Bagus! Mari kita berlatih bersama.)

Tommy: Okay! One, two, three, four, five.

(Oke! Satu, dua, tiga, empat, lima.)

Annie: Excellent, Tommy! Now, what's after five?

(Hebat, Tommy! Sekarang, apa setelah lima?)

Tommy: Six! Six is after five.

(Enam! Enam ada setelah lima.)

Annie: That's right! What comes after six?

(Benar! Apa yang ada setelah enam?)

Tommy: Seven! Seven comes after six.

(Tujuh! Tujuh ada setelah enam.)

Annie: You're doing great, Tommy! Keep going.

(Bagus sekali, Tommy! Lanjutkan.)

Tommy: Eight, nine, ten! That's the end.

(Delapan, sembilan, sepuluh! Itu akhirnya.)

Annie: Awesome job, Tommy! You can count from one to ten.

(Kerja bagus, Tommy! Kamu bisa menghitung dari satu hingga sepuluh.)

Tommy: Thanks, Annie! Learning numbers is fun!

(Terima kasih, Annie! Belajar angka itu menyenangkan!)

DIALOG 2

Annie: Tommy, can you count the fruits on the table?

(Tommy, bisakah kamu menghitung buah-buahan di meja?)

Tommy: Sure, Annie! There are three apples and two bananas.

(Tentu, Annie! Ada tiga apel dan dua pisang.)

Annie: Excellent counting, Tommy! How many fruits are there in all?

(Hitungan yang bagus, Tommy! Berapa banyak buah di total?)

Tommy: There are five fruits in total!

(Ada lima buah secara total!)

ACTIVITY 1

Write down the numbers in English! (tuliskan angka angka dibawah ini menggunakan Bahasa Inggris!)

1. 25 = twenty five

2. 36 =

3. 48 =

4. 150 =

5. 255 =

6. 369 =

7. 1.500 =

8. 2.360 =

9. 10.00 =

10. 25.698 =

ACTIVITY 2

B. Write down the words into the numbers! (Ubahlah kata kata dibawah ini menggunakan angka!)

1. Fifteen

Answer : 15

2. Fifty

Answer :

3. Five hundred fifty five

Answer :

4. Three thousand five hundred thirty two

Answer :

5. Nine hundred forty eight

Answer :

6. A thousand and one hundred twenty seven

Answer :

7. Two hundred seven thousand three hundred and eighty six

Answer :

8. Nine hundred thousand

Answer :

9. Seven million four hundred forty four thousand a hundred and twenty nine

Answer :

10. Thirty eight million three hundred ninety nine thousand seven hundred and fifty three

Answer :

PUBLIC PLACE

PUBLIC PLACES



UNIT 14

PUBLIC PLACES



School
(Sekolah)



Mosque
(Masjid)



Train Station
(Stasiun kereta api)



Airport
(Bandara)



Park
(Taman)



Clinic
(klinik)



Cinema
(Bioskop)



Café
(kafe)



Canteen
(Kantin)



Town Hall
(Bale Kota)



Post Office
(Kantor pos)



Coffe shop
(warkop)



Bank
(Bank)



Barber shop
(Pangkas Rambut)



Bus station
(Halte Bus)

 <p>Book Store (Toko buku)</p>	 <p>Zoo (Kebun Binatang)</p>	 <p>University (Universitas)</p>
 <p>Pet Shop (Toko hewan)</p>	 <p>Supermarket (supermarket)</p>	 <p>Stadion (stadium)</p>
 <p>Park (taman)</p>	 <p>Market (Pasar)</p>	 <p>Library (perpustakaan)</p>
 <p>Gas station (SPBU)</p>	 <p>Mall (mall)</p>	 <p>Hotel (hotel)</p>

Let's make sentences!

1. There are many animals in the zoo (*ada banyak binatang di kebun binatang*)
2. Kids are playing in the park (*anak-anak bermain di taman*)
3. We are studying at school (*kami belajar di sekolah*)
4. Me and my mother go to the market every morning (*aku dan ibuku pergi ke pasar setiap pagi*)
5. The bookstore was so crowded because there is a discount (*toko bukunya sangat penuh karena sedang ada diskon*)
6. We stays in the hotel for two days (*kami tinggal di hotel selama dua hari*)
7. We will go to the cinema in the end of the week (*kami akan pergi ke bioskop pada akhir pekan*)
8. People are waiting for bus in the bus station (*orang-orang sedang menunggu bis di halte bis*)

9. I buy you a present in the gift shop (*aku membelikanmu hadiah di toko hadiah*)
 10. We go to the pet shop to buy some food for our cats (*kami pergi ke toko hewan untuk membeli makanan untuk kucing kami*)

ACTIVITY 1

MATCHING THIS PICTURE CORRECTLY!



ACTIVITY 2

ARRANGE THIS WORD INTO CORRECTLY!

H T E O L =

K R A P =

T O P R A I R =

P L A T H S O I =

K N A B =

Q U E O M S =

ACTIVITY 3

ARRANGE THIS SENTENCES CORRECTLY!

Are – playing – in - the - park - My friends =

The - all - Me - Every - weekend - and my - brother -go - to =

end – of - the cinema - the – week - diaz – will - go - to – in - the =

family - my - waiting - are – for – bus – in - the – station – bus =

buy – i – you – shop – present - in - the - gift – a =

PRACTICE THIS DIALOGUE WITH YOUR FRIENDS**DIALOG 1**

Lala : Hi, Lily! Do you want to go to the library with me?

(Lala : Hi, Lily! Mau pergi ke perpustakaan bersamaku?)

Ahmad : Yes, Tom! I like books. What can we do there?

(Ahmad : Ya, Tom! Aku suka buku. Apa yang bisa kita lakukan di sana?)

Lala : We can read storybooks and borrow one to take home.

(Lala: Kita bisa membaca buku cerita dan meminjam satu untuk dibawa pulang.)

Ahmad : That sounds great! Let's go to the library.

(Ahmad : Terdengar bagus! Ayo ke perpustakaan.)

DIALOG 2

Annie: Hi, Tim! Do you want to go to the park with me?

(Hai, Tim! Mau pergi ke taman bersamaku?)

Tim: Sure, Annie! I love the park. What can we do there?

(Tentu, Annie! Aku suka taman. Apa yang bisa kita lakukan di sana?)

Annie: We can swing on the swings, slide down the slide, and play with the ball.

(Kita bisa ayun di ayunan, meluncur di perosotan, dan bermain dengan bola.)

Tim: That sounds like so much fun! Let's go!

(Terdengar sangat menyenangkan! Ayo pergi!)

EVALUATION TEST



1. Enam puluh tujuh
 - a. Sixty seven
 - b. Sixty eight
 - c. Seventy six

2. This is number
 - a. Forty three
 - b. Forty one
 - c. Eleven

A green square containing the white number 43.

3. This is number
 - a. Twenty six
 - b. Twenty three
 - c. Seventy three

A teal square containing the white number 23.

4. This is number
 - a. Seventy two
 - b. Twenty eight
 - c. Twenty one

A green square containing the white number 21.

5. This is number
 - a. Twelve
 - b. Thirteen
 - c. Eleven

A light blue circle containing the black number 13.

6. Lima puluh lima
 - a. Fifty five
 - b. Fifty one
 - c. Fifty seven

7. Tiga puluh tujuh
 - a. Thirty one
 - b. Thirty seven
 - c. Thirty nine

8. We can see animals in the
 - a. Zoo
 - b. School
 - c. Library

9. My mother is sick, so she goes to ?
 - a. Market
 - b. Park
 - c. Hospital

10. In the..... I can see many flowers
 - a. Park
 - b. House
 - c. SPBU

11. We can watch the movie in the?
 - a. Clinic
 - b. Cinema
 - c. Canteen

12. My mom always buys vegetable in the...
 - a. Hotel
 - b. Market
 - c. Café

13. You can buy book in the ?
 - a. Book store
 - b. Market
 - c. Stadion

14. Every morning I go to..... to study
 - a. Mall
 - b. School

c. Mosque

15. We can save money in the?

- a. Bank
- b. Villa
- c. SPBU

















WRITE THE WORDS INTO THE NUMBERS

- 1. Fifteen
Answer :
- 2. Twenty two
Answer :
- 3. Fifty eight
Answer :
- 4. Eighty one
Answer :
- 5. Eleven
Answer :


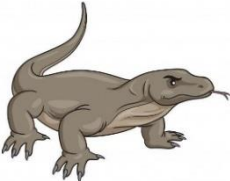














ANIMALS



UNIT 15

ANIMAL VOCABULARIES FOR TAME ANIMALS			
<p>KUCING</p>  <p>(CAT)</p>	<p>BABI</p>  <p>(PIG)</p>	<p>ANGSA</p>  <p>(SWAN)</p>	<p>AYAM</p>  <p>(CHICKEN)</p>
<p>ANJING</p>  <p>(DOG)</p>	<p>DOMBA</p>  <p>(SHEEP)</p>	<p>SAPI</p>  <p>(COW)</p>	<p>IKAN EMAS</p>  <p>(GOLDFISH)</p>
<p>KELEDAI</p>  <p>(DONKEY)</p>	<p>KUDA</p>  <p>(HORSE)</p>	<p>HAMSTER</p>  <p>(HAMSTER)</p>	<p>BURUNG DARA</p>  <p>(BURUNG DARA)</p>
<p>KURA KURA</p>  <p>(TURTLE)</p>	<p>DOVE</p>  <p>(BURUNG MERPATI)</p>	<p>KELINCI</p>  <p>(RABBIT)</p>	<p>BEBEK</p>  <p>(DUCK)</p>

ANIMAL VOCABULARIES FOR WILD ANIMALS

<p>GORILLA</p>  <p>(GORILLA)</p>	<p>KOMODO</p>  <p>(KOMODO)</p>	<p>CROCODILE</p>  <p>(BUAYA)</p>	<p>KALAJENKING</p>  <p>(SCORPION)</p>
<p>RUSA</p>  <p>(DEER)</p>	<p>PANDA</p>  <p>(PANDA)</p>	<p>BISON</p>  <p>(BISON)</p>	<p>BURUNG HANTU</p>  <p>(OWL)</p>
<p>MACAN</p>  <p>TUTUL (CHEETAH)</p>	<p>BERUANG</p>  <p>(BEAR)</p>	<p>RUBAH</p>  <p>(FOX)</p>	<p>MARMUT</p>  <p>(GROUNDHOG)</p>
<p>BURUNG BEO</p>  <p>(PARROT)</p>	<p>GAJAH</p>  <p>(ELEPHANT)</p>	<p>BURUNG</p>  <p>ELANG (EAGLE)</p>	<p>JERAPAH</p>  <p>(GIRAFFE)</p>

1. **Tame Animals (Binatang Jinak)**

Tame animals adalah binatang yang umumnya tidak berbahaya dan tidak menakutkan. Tame animals juga umumnya bisa dipelihara oleh teman-teman atau dijadikan binatang ternak.

2. **Wild Animals (Binatang Liar)**

Selain binatang jinak, ada juga binatang liar atau wild animals. Wild animals ini tidak dibiasakan hidup berdampingan dengan manusia karena mereka terlalu berbahaya untuk dipelihara atau dijadikan hewan ternak. Wild animals biasanya hidup di hutan, gunung, laut, rawa, padang rumput, dan lain-lain. Namun, kita bisa menyaksikan wild animals di kebun binatang dan penangkaran hewan.

- I have two cats, their names are Tobi and Boby.
(Saya punya dua kucing, nama mereka adalah Tobi dan Boby.)
- My uncle has a farm. I can find horses, cattles, cows, chickens, donkeys, and pigs there.
(Pamanku memiliki sebuah peternakan. Aku bisa menemukan kuda, sapi perah, sapi, ayam, keledai, dan babi di sana.)
- A turtle can grow until 100 years old.
(Seekor kura-kura bisa tumbuh hingga usia 100 tahun.)
- I feed the doves in the park with rice grains.
(Aku memberi makan burung merpati di taman dengan butiran nasi.)

ACTIVITY 1

Answer this question correctly based on the previous clue!

1. Apa Bahasa Inggris burung hantu dan ular?
Ex answer(contoh jawaban) : Bahasa inggris dari burung hantu dan ular adalah owl dan snake
2. Apakah Bahasa inggris dari monyet dan burung?
3. Apakah Bahasa inggris dari ikan dan tarantula?
4. Apakah Bahasa inggris dari semut dan buaya?
5. Apakah Bahasa inggris dari rusa dan jerapah?
6. Apakah Bahasa inggris dari kucing?
7. Apakah Bahasa inggris dari sapi?
8. Apakah Bahasa inggris dari kuda?
9. Apakah Bahasa inggris dari babi?
10. Apakah Bahasa inggris dari kura kura dan beruang?

ACTIVITY 2

Arrange this word correctly!


- C E T H E A H =
- K S N E A =
- L O W =
- R E G I T =
- L W F O =
- R G J A U A =
- X O F =
- G E A L E =
- L E R T U T =
- S P E E H =
- G I P =
- E H O S R =

ACTIVITY 3

Match this picture correctly base on their name



cow




bear



dog



duck



goldfish

READ THE TEXT ALOUD AFTER YOUR TEACHER AND TRANSLATE IN YOUR BOOK

(bacalah teks dengan lantang setelah gurumu dan terjemahkan dibuku kamu)

Hello I am Tasya

Do you like animals ? I love them

I have a pet at home

It is a cat

It is male and its name is Yupi

It is a half years old

It is small and its hair is orange

It has big eyesand a small orange nose

I feed Yupi every day

I think it is one of my bestfriends



TELLING TIME



UNIT 16



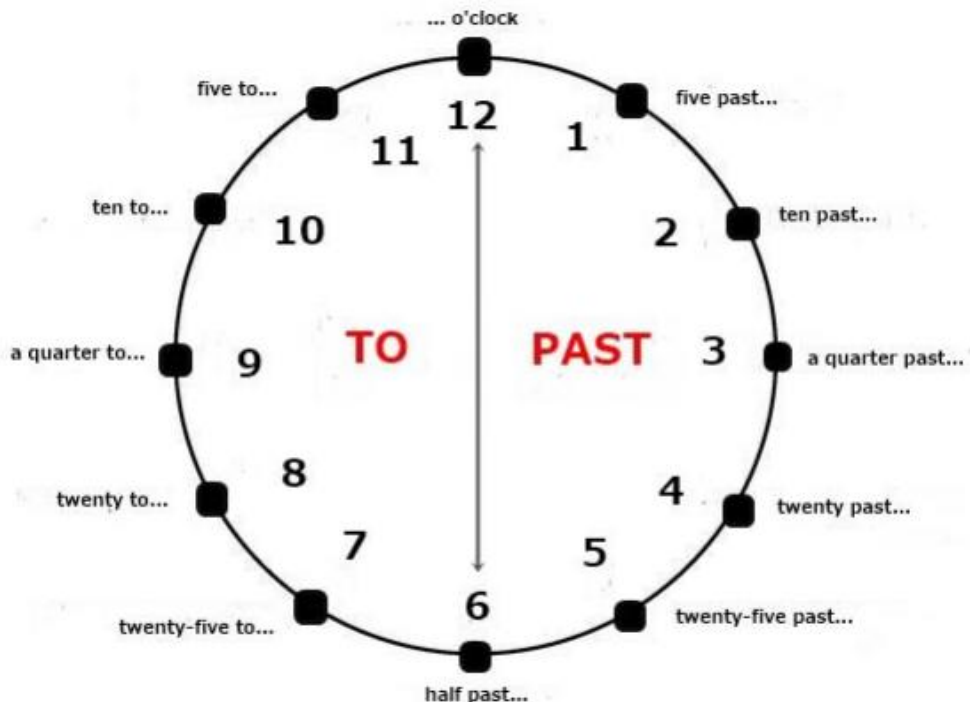
Hello everyone, how are you today? Hari ini kami akan membahas tentang materi Jam dan Waktu dalam bahasa Inggris. Di dalam kehidupan sehari-hari kita pasti tidak pernah lepas dari yang namanya waktu, adanya siang dan malam, lalu jam berapa kita biasanya berangkat ke sekolah, jam berapa acara TV favorit kita tayang, dan lain sebagainya. Kita tentu harus bisa membaca Jam tersebut supaya kita tahu pukul berapa sekarang.

Istilah yang sering muncul dalam Telling Time

- a.m : ante meridiem (dimulai dari jam 12 malam sampai jam 12 siang)
- p.m : post meridiem (dimulai dari jam 12 siang sampai jam 12 malam)
- Long hand : Jarum panjang
- Short hand : Jarum pendek
- Second hand : Jarum detik
- Alarm clock : Jam beker

- Clock : Jam dinding
- Watch : Jam tangan
- Hour : Jam
- Minute : Menit
- Second : Detik
- O'clock : Digunakan untuk menunjukkan jam ketika jarum panjangnya tepat ke jam 12.
- Past : Lebih
- To : Kurang
- A quarter : Seperempat (15 menit)
- A half : Setengah (30 menit)

Untuk membaca jam dalam bahasa inggris silahkan lihat gambar di bawah ini:



Umumnya ada dua rumus untuk menyatakan jam yaitu:

- Jam + Menit

Cara ini merupakan cara yang paling mudah untuk menunjukkan waktu, hanya dibacakan saja angkanya dalam bahasa Inggris.

Contoh:

03.30 = It's three thirty (*Itu jam tiga tigapuluh*)

06.45 = It's six forty-five (*itu enam empatpuluh lima*)

- Minutes + past/to +hour

Pada cara ini kita harus menyebutkan menit-nya dulu baru jam-nya dan memakai kata 'past' atau 'to' untuk menerangkan kurang atau lebihnya menit pada jam tersebut.

Contoh:

08.10 = It's ten past eight (*Itu jam delapan lewat sepuluh menit*)

08.55 = It's five (minutes) to nine (*lima menit lagi menuju jam sembilan/ jam sembilan kurang lima menit*)

Untuk membaca jam ada beberapa hal yang harus kita perhatikan. Kata O'clock digunakan untuk jam tepat, quarter (seperempat) digunakan untuk menyatakan waktu yang kurang atau lebih 15 menit. Sedangkan half (setengah) digunakan untuk menyatakan waktu yang lebih dari 30 menit. Mari kita lihat penjelasannya di bawah ini.

1. Jam tepat = Jika jam menunjukkan jam tepat/pas (jarum panjang tepat ke angka 12) maka kita harus mengatakan seperti ini:

It's seven o'clock (*Jam tujuh tepat 07.00*)

It's nine o'clock (*Jam sembilan tepat/ 09.00*)

It's eleven o'clock (*Jam sebelas tepat/ 11.00*)

2. Jam lebih = Jika jarum panjang jam menunjukkan lebih 1-30 menit, maka kita harus mengatakan:

It's ten minutes past nine (*Jam 9 lebih sepuluh menit/ 09.10*)

It's a quarter past eleven (*Jam sebelas lebih lima belas menit/ 11.15*)

It's a half past twelve (*Jam dua belas lebih tiga puluh menit/ setengah satu / 12.30*)

3. Jam kurang = Jika jarum panjang menunjukkan lebih dari 31 menit ke atas, maka kita harus mengatakan:

It's ten to nine (*Jam sembilan kurang sepuluh menit/ 09.50*)

It's five to three (*Jam tiga kurang lima menit/ 02.55*)

It's a quarter to five (*Jam lima kurang lima belas menit/ 04.45*)

Untuk lebih jelasnya silahkan lihat pada gambar di bawah ini:




Kalimat untuk menanyakan jam.

- What time is it now? (*Jam berapa sekarang?*)
- What is the time? (*Jam berapa sekarang?*)
- What time is it right now? (*Jam berapa sekarang?*)

- Do you know what time is it? (*Apakah kamu tahu ini jam berapa?*)
- May I know what time is it? (*Bolehkah aku tahu ini jam berapa?*)
- What time exactly the movie start? (*Kapan tepatnya filmnya main?*)
- When does the store is open? (*Kapan tokonya buka?*)
- When should we meet again? (*Kapan kita bisa bertemu?*)

Activity 1



Write down your answer based on the picture below!

Your answer :



1. a twenty to three



2.



3.



4.



5.



6.



7.



8.



9.

Activity 2

Now draw your own time based on the clue!

1. It's eight o'clock
2. It's Five to twelve o'clock
3. It's quarter past one
4. It's twenty past three
5. It's six o'clock

EVALUATION TEST



1. A.... says “moooo”
 - a. Pig
 - b. Cow
 - c. Chicken
2. Which animal says “meow”
 - a. Fish
 - b. Dog
 - c. Cat




What animal is this ?

- a. Cow
- b. Horse
- c. Rabbit



What animals is this.?

- a. Lion
- b. Bear
- c. Dog



What animals is this .?

- a. Sheep
- b. Fish
- c. Elephant

6.



What animal is this.?

- a. Sheep
- b. Horse
- c. Rabbit

7. Mia : What animals are there
Eni : There are.... (Kelinci dan ikan)

- a. A cat and a goat
- b. A rabbit and a fish
- c. A cow and a horse

8. Fatma : What animals are there
Ahmad: There are... (kambing dan kuda)

- a. A goat and a horse
- b. A dog and a duck
- c. A zebra and a lion

9. Jam 8 pagi ?

- a. 08.00 pm
- b. 08.00 am
- c. 8 o'clock

10. Jam 12 malam ?

- a. 12.00 pm
- b. 12.00 am
- c. Midnight

PRACTICE THIS DIALOGUE WITH YOUR FRIENDS

Mary : I'm so happy that we can come to the zoo today (Saya sangat senang kita bisa pergi ke kebun binatang hari ini).

Amanda : Yeah me too, I love seeing all the animals (Ya saya juga, saya suka melihat banyak binatang).

Mary : The tigers look scary, but they are so beautiful (Harimau nya terlihat menyheramkan, tapi mereka sangatlah cantik).

Amanda : I like the monkeys, they are so cute (Saya suka monyet, mereka sangatlah lucu).

Mary : Hi look!! this little bird just landed on my finger, this is cute too (Hai lihat burung kecil ini baru saja berdiri di jari saya, dia lucu juga).

Amanda : Yeah, Which one do you prefer, mammals or birds? (Ya, Mana yang kamu suka mamalia atau burung?)

Mary : I prefer birds , what about you? (Saya lebih suka burung, bagaimana dengan kamu?).

Amanda : Honestly, I really like reptiles and snakes (Sejujurnya, saya sangat suka hewan reptil dan ular).

Mary : Wow that's cool, but I'm not sure that they have any reptiles here (Wow itu keren, tapi saya tidak yakin kalau ada hewan reptil disini).

Amanda : Yes you're right, because I don't see any of it here (Iya kamu benar, karena saya tidak melihat satupun disini).

Mary : Alright then, can you help me please to take me a picture with that parrot?
(Baiklah kalau begitu, bisakah kamu membantu saya untuk memotret saya dengan burung beo itu?)

Amanda : Okay I'll help you. Just wait a moment please (Oke saya akan membantumu. Tunggu sebentar ya).

Mary : Alright, thank you Amanda (Baiklah, terima kasih Amanda).

Amanda : You're welcome Mary (Sama-sama Mary).

DAFTAR PUSTAKA

- fajria, i. (2023, oktober monday). *tik tok*. Retrieved from tik tok:
<https://vt.tiktok.com/ZSNL5sfuf/>
- rizka. (2023, oktober monday). *youtube*. Retrieved from youtube:
https://id.pngtree.com/freepng/wooden-chair-cartoon-illustration_4691271.html
- tree, p. (2023, oktober monday). *pinterest*. Retrieved from pinterest:
https://www.google.com/imgres?imgurl=https%3A%2F%2Fpinimg.com%2F736x%2F96%2F00%2F34%2F960034a13a75ab4e62e5da82c70e8ad9.jpg&tbnid=IMSH0RD-ypXIfM&vet=1&imgrefurl=https%3A%2F%2Fid.pinterest.com%2Fpin%2F690458186623155773%2F&docid=9s_DHVsnLxdAyM&w=640&h=640
- tree, p. (2023, oktober monday). *png tree*. Retrieved from png tree:
https://id.pngtree.com/freepng/wooden-chair-cartoon-illustration_4691271.html

AUTHOR'S BIOGRAPHY



Name : diaz Wijaya Kusuma

Nickname : Diaz

Birth date : mataram, 26 desember 2001

Religion : islam

Education of Education

SDN 13 Ampenan

SMP 10 Mataram

BMAN 1 Mataram



Name : Nurul Isnaini

Nickname : Eni

Tempat, tgl Lahir : Pandan Duri, 4 Agustus 2003

Religion : Islam

Education of Education

1. SDN 7 Mt. Ba'an
2. Mts. Assholihyah
3. SMA Attohiriyah bodak



Name : Nifka Abdurrahman

Nickname : Nifka

Birth date : Waikelo, 12 September 2003

Religion : Islam

Education of Education

1. MIS Al-falah Tambolaka
2. MTs Al-falah Tambolaka
3. MAS Al-falah Tambolaka



Name : Ismiatin

Nickname : Mia

Birth date : Pemenang, 12 Oktober2002

Religion : Islam

Education of Education :SDN 1 Pemenang Timur

MTs Al-Hikmah

Pemenang MA Darul Iman



Name : Fatmawati

Nickname : Fatma

Tempat, tgl Lahir : Pandan Duri, 4 February 2003

Religion : Islam

Education of Education

SDN 49 Cakranegara

MTs Nurul Haramain

MTs Assholihyah

SMK Ulil Albab NW Gegek



Name : Husnul Khatimah
 Nickname : Husnul
 Tempat, tgl Lahir : Apit Aik, 29 oktober
 2003
 Religion : Islam
 Riwayat Pendidkan
 SDN Semaye
 SMPN 7 Satap Prayabarda
 MA Manhalul Ma'arif Darek



Name : Muhammad Saipullah
 Nickname : Ahmad
 Tempat, tgl Lahir : Kekait, 23 September 2000
 Religion : Islam
 Education of Education
 1. MI At-Tahzib Kekait
 2. MTs Tqhzib Kekait
 3. MA At-Tqhzib Kekait



Name : Muhammad Sayid Agus Salim
 Nickname : Sayid
 Tempat, tgl Lahir : Mataram, 9 Agustus 2002
 Religion : Islam
 Education of Education
 1. SDN 32 Mataram
 2. SMP 1 Mataram
 3. MAN 2 Mataram



(For Second Grade)

Selamat datang dalam buku penuh keajaiban, "fun with english" Buku ini akan membawa anak-anak merasakan dunia dengan cara yang menyenangkan dan penuh warna.

Nikmati perjalanan tak terlupakan melalui gambar-gambar penuh warna yang memukau. Dari hutan belantara hingga kota-kota hebat, buku ini menghadirkan gambar-gambar yang tak terlupakan. Buku ini akan membawa anak-anak berjalan di antara reruntuhan kuno, menyaksikan kehidupan liar yang menakjubkan, dan menyusuri jajaran pemandangan alam yang luar biasa.

"fun with english" adalah teman sempurna bagi pecinta petualangan dan penjelajah dunia. Dengan gambar-gambar yang memukau ini, buku ini mengundang anak-anak untuk merasakan sensasi penemuan dalam setiap halaman. Inilah perjalanan visual yang takkan terlupakan yang akan menghadirkan dunia padamu. Jadi, siapkan diri Anda untuk petualangan tak terlupakan ini. Nikmati dunia melalui mata penulis dan desainer yang berbakat.

Dalam "fun with english" anak-anak akan menemukan kegembiraan petualangan di setiap halaman. Inilah buku yang tak boleh dilewatkan bagi mereka yang ingin mengalami keajaiban dunia dalam segala warna dan bentuknya.

Sanabil

Perum puri bunga amanah block, Blk.
C No.13, Sayang Sayang, Kec.
Cakranegara, Kota Mataram, Nusa
Tenggara Bar. 83239

ISBN 978-623-317-415-2



9 786233 174152