





COMPETENCE BASIC LEARNING FOR ELEMENTARY SCHOOL



Name : Afira Yulistiara, Dewi Rizqah,
Disa Sukma, Najma Arsyarrohmah,
Nada Maharani, Wina Atmawati,
Hongki Candra Saputra, Meriyani
Dwi Ariyanti.



Competence Basic Learning For Elementary School
©Sanabil2023

Penulis : Afira Yulistiara
Dewi Rizqah
Disa Sukma
Nada Maharani
Najma Arsyarrohmah
Wina Atmawati
Hongki Candra
Saputra
Meriyani Dwi Ariyanti

Editor : Jaelani, M.App.Ling
Layout : Afira Yulistiara
DesainCover : Disa Sukma

Allrightsreserved

HakCiptadilindungiUndangUndang
Dilarang memperbanyak dan menyebarkan
sebagianatauseluruhisibukudengantujuankomersial
tanpa izin tertulis dari penerbit

Cetakan1 : November2023
ISBN :

Penerbit:
Sanabil
Jl.Kerajinan1BlokC/13Mataram
Telp.0370-7505946,Mobile:081-805311362
Email: sanabilpublishing@gmail
Website:sanabilpublishing.com

PREFACE

We praise Allah for His kindness and blessings that fill the universe. We also send greetings to Prophet Muhammad SAW, who was sent by Allah as a kind messenger to the world.

This book is written for children who want to learn English, a place where adventure and fun come together. In these colorful pages, children can explore together the beauty of the English language and discover the magic of every word.

This book was made with help from many people, and we want to thank them all. We know the book isn't perfect, so we welcome helpful suggestions from readers to make it better in the future.

SINOPSIS

This let's learn English book was created for children as a foundation for speaking English, this book contains everyday vocabulary which is very close to children's own lives, this book was created to adapt the development of children's language skills and intelligence.

The contents of this book are made simply as a basic beginning in learning English for children, the material includes short conversations, school supplies, home furniture, colors, musical instruments, food, drinks, transportation, family members, professions, animals, buildings and even other elements that are often encountered in everyday life.

This book also presents pictures and colors in each material which makes children interested in reading and studying it, so that learning English will be more fun.

BENEFITS

This book is here to answer existing questions about the difficulty of learning English for children. This book presents language that is easy for students to understand so that the learning process becomes more enjoyable. Some of the benefits of this book include:

1. Knowledge of New Words: This book introduces children to new vocabulary, expands their vocabulary, and improves their understanding of word meanings.
2. Helps children understand grammar because it contains examples and pictures that will interest children in learning English.
3. This book is a reference for children to study English at a higher level (junior high school).

TABEL OF CONTENT

PREFACE.....	ii
SINOPSIS.....	iii
BENEFITS.....	iv
TABEL OF CONTENT	v
CHAPTER 1	1
Start Now!	1
A. Alphabet.....	2
B. Number	6
C. Colors	27
D. Pronoun	30
CHAPTER 2.....	40
This IS Me	40
A. Introduction.....	41
B. Asking For Telling Identity	42
C. Parts Of Body	43
D. Senses	51
CHAPTER 3.....	56

My Family	56
A. Family Members.....	57
B. Describing Family Relationship	63
C. Physical Description	64
D. Adjective	68
CHAPTER 4.....	73
Daily Routine	73
A. Telling The Time	74
B. Days and Months	76
C. Daily Activity	91
D. Talking About Daily Activity	96
CHAPTER 5.....	103
Leisure Time.....	103
A. Kinds Of Hobby	104
B. Expression of like and dislike	110
CHAPTER 6	116
My House	116
A. Parts Of The House	117
B. Things At Home.....	119
C. Activity in our house	131

CHAPTER 7	136
My School	136
A. Classroom Objects	137
B. Preposition	141
C. Modal Verb	147
D. Command In School	149
AUTHORS' BIOGRAPHY	161
REFERENCES	167

CHAPTER 1 START NOW!



I am Aldi Hermawan. You can call me Aldi, A - L - D - I. I am third grade students.



Objective

After learning this lesson, you will be able to:

- Recognizing and spelling alphabet
- Recognize colors and numbers

A. ALPHABET



Alphabet is a group of letters we use to write words. Each letters has a unique shape and voice.



In alphabet, there are 26 letters from A until Z.


Do you know alphabet from A until Z?
How do you spell the letters from A until Z?

Well, please pay attention and read the alphabet beside carefully

Listen and Repeat

Listen to the teacher and then repeat!





Let's sing with me!

ALPHABET SONG

1 1 5 5 6 6 5 4 4

A B C D E F G H I

3 3 2 2 2 2 1 5 5

J K L M N O P Q R

4 3 3 2 555 4 3 3 2

S T U V W X Y and Z

1 1 5 5 6 6 5

Now I know my A B C's

4 4 3 3 2 2 1

Next time won't you sing with me?



B. NUMBER

Numbers are symbol we use to count, measure, and identify numbers or sequences. With these numbers, we can do many things! We can count how many toys we have, identify sequences in a game. Well, let's learn together!




Cardinal Numbers



Numbers used to describe quantities in whole numbers



Source : <https://shorturl.at/zADFL>



Source : <https://shorturl.at/zADFL>

“

Every word you learn is a small step towards
success in English.

”

11

Eleven

13

Thirteen

12

Twelve

14

Fourteen

15

Fifteen

16

Sixteen

17

Seventeen

18

Eighteen

19

Nineteen

20

Twenty

Conversation

Keysa : How many bananas do you have?

Bobby: I have ten bananas.

Keysa: How many pineapple does she has

Bobby: She has one pineapple.



Source: <https://images.app.goo.gl/5p1VJwSu23xUNnZ56>

Ian : Wow, you seem to have a lot of cats.

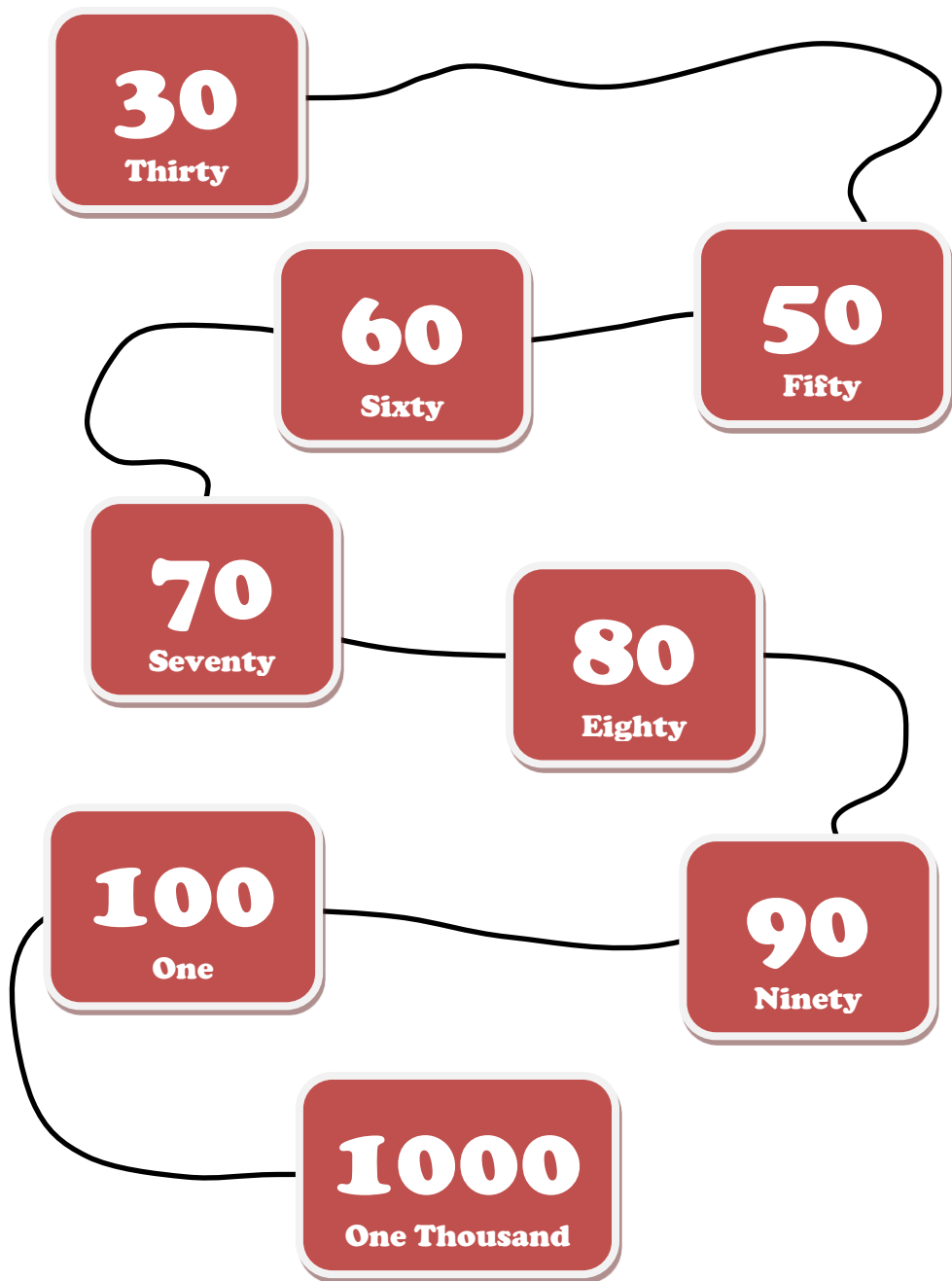
Laura : Yes, most of the cats in my house are cats i picked up from the street.



Source: <https://images.app.goo.gl/cCmFqFyXUEgRsSw98>

Ian : How many cats do you keep?

Laura : There are twelve cats, but yesterday someone adopted three adults cats and two kittens. So now there are only seven in total.



How to mention number (hundreds to thousands)

200

Two Hundred

107

One Hundred and Seven

135

One Hundred and Thirty Five

1400

One Thousand Four Hundred

1560

One Thousand Five Hundred and Sixty

1828

One Thousand Eight Hundred and Eighty Eight

5000

Five Thousand

EXPRESSION

- ❖ To ask number, may use this sentence.

What number is it?

- ❖ To ask number of something, we may use this sentence.

How many ... are there?

There are ...

There is a ...

- ❖ To ask number of something that someone own, we may use this sentence.

How many ... do you have?

- ❖ Then the answer, we may use.


I have ...

What is the number after/before ...

Exercise

Make the dialog! Number 1 is an example.


1.



Lia : What number is it?

Tono: it is number eleven


2.



Rosi:

Anna:


3.



Tilar :

Gesa :


4.



Riri:

Dion:

5.



Rina :

Fahmi:

Key Answer:

1. Lia : What number is it?

Tono : It is eleven.

2. Rosi : What number is it?

Anna : It is Forty

3. Gesa : What number is it?

Tilar : It is forty seven

4. Riri : What number is it?

Dion : It is sixty six

5. Rina : What number is it?

Fahmi : It is five hundred

“

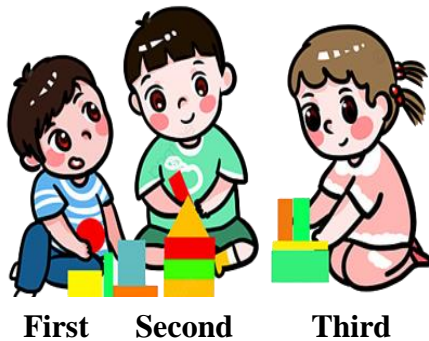
**Big dreams require good English skills;
so, keep learning and pursue your
dreams.**

”

Ordinal Numbers ↩

Indicates the position or order of an item, such as like the picture bellow this page.

Is there a specific ordinal number you would like to know about? Let's read the material.



1st

First
Pertama

2^{sd}

Second
Kedua

3rd

Third
Ketiga

4th

Fourth
Keempat

5th

Fifth
Kelima

6th

Sixth
Keenam

7th

Seventh
Ketujuh

8th

Eighth
Kedelap

9th

Ninth
Kesembilan

10th

Tenth
Kesepuluh

11th

Eleventh
Kesebelas

12th

Twelfth
Keduabelas

13th

Thirteenth
Ketigabelas

14th

Fourteenth
Keempatbelas

15th

Fifteenth
Kelimabelas

16th

Sixteenth
Keenambelas

17th

Seventeenth
Ketujuhbelas



18th

Eighteenth
Kedelapanbelas



19th

Nineteenth
Kesembilanbelas



20th

Twentieth
Kedua Puluh

Good job, you have learned ordinal number from the first until twentieth. It common to use ordinal number when you want to mention your grade, explain your line order, the date, and others. So, let's continue to learn ordinal number from twenty first until thirtied.



21st

Twenty First
Kedua Puluh



22nd

Twenty Second
Kedua Puluh Dua



23rd

Twenty Third
Kedua Puluh Tiga

24th

Twenty Fourth
Kedua Puluh

25th

Twenty Fifth
Kedua Puluh

26th

Twenty Sixth
Kedua Puluh

27th

Twenty Seventh
Kedua Puluh
Tujuh

28th

Twenty Eighth
Kedua Puluh
Delapan

29th

Twenty Ninth
Kedua Puluh
Sembilan

30th

Thirtied
Ketiga

We also use ordinal number when you want to tell the date. The examples:

1. August 17th, 2023
2. Mothers Day on December 22nd, 2023

Conversation



Source: <https://www.freepik.com/>

Ely : Can you help me with math homework?

Jack: Yes, I can.

Ely : What is twelve plus eighteen?

Jack: Twelve plus eighteen is thirty.

Ely : What is forty five divided by nine?

Jack: Forty five divided by nine is five.

Ely : Next, what is twenty two minus seven ?

Jack: Twenty two minus seven equals fifteen.

Ely : It's done. Thank you, Jack.

Jack: No problem.

Exercise

1. Six hundred and forty seven is ...

A. 746

B. 467

C. 476

D. 647

2. (212) this is number ...

A. Two Hundred And Twenty One

B. Two Hundred And Twelve

C. Two Hundred And Ten Two

D. Two Hundred And One Two

3. What number is it?

It is number (509) ...

- A. Five Hundred And Nine
- B. Nine Hundred And Five
- C. Five Hundred And Ninety
- D. Nine Hundred And Fifty

4. Father gives me two thousand rupiahs as my pocket money. I go to school every Monday to Saturday. It means, I need ... for pocket money in a week.

- A. Two thousand rupiahs
- B. Fourteen thousand rupiahs
- C. Twelve thousand rupiahs
- D. Ten thousand rupiahs

5. Grandmother always buys three kilograms of apple. A kilogram of apple is fifteen thousand rupiahs. How much do three kilograms of

apple cost?

- A. Forty five thousand rupiahs
- B. Thirty thousand rupiahs
- C. Fifteen thousand rupiahs
- D. Five thousand rupiahs

6. Rima wants to buy seven rulers. One ruler cost a thousand rupiahs. How much money should Rima bring to buy seven rulers?

- A. One thousand rupiahs
- B. Seven thousand rupiahs
- C. Ten thousand rupiahs
- D. One thousand seven hundred rupiahs

7. Five thousand three hundred and twenty five is ...

- A. 5532
- B. 5325
- C. 3525

D. 2525

8. $2.150 - 1.550 - 350 = \dots$

A. Two thousand five hundred

B. Five hundred and two

C. Five hundred and twenty

D. Two hundred and fifty

9. I have three thousand eight hundred and fifty five marbles. It is ...

A. 3085

B. 3055

C. 3855

D. 3585

10. I buy a can of coke. It cost six thousand four hundred rupiahs. Your money is ten thousand rupiahs. Your change is ... rupiahs.

A. Three Thousand six hundred

B. Six thousand four hundred

C. Four thousand six hundred

D. Ten thousand

Key Answer:

1. D. 647
2. B. Two Hundred And Twelve
3. C. Five hundred and nine
4. C. twelve thousand rupiahs
5. A. Forty Five thousand rupiahs
6. B. Seven thousand rupiahs
7. B. 5325
8. D. Two hundred and fifty
9. C. 3855
10. A. Three thousand six hundred

“

Don't be afraid to make mistakes, because from mistakes, we learn to be better in English.

”

C. COLORS

What color is the leaves? The colour of the leaves is green. Beside green, what colour do you know?



RED



YELLOW



PURPLE



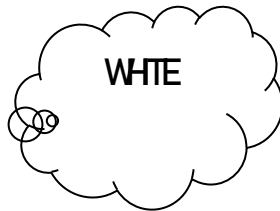




ORANGE



GREY

- KUNING
- UNGU
- ABU

- OREN
- MERAH



- COKLAT
- HITAM
- PUTIH

- HIJAU
- BIRU

Let's sing with me!

RAINBOW

5 3 3 3 3 3

Oh rainbow.. oh rainbow..

3 2 1 7 1 2

How beautiful you are

5 4 4 4 3 2

You're red, yellow and green

4 3 2 1 2 3

Hanging on the blue sky

3 5 5 5 3 4

The great who created you

4 3 3 3 1 2

Who really painted you

5 3 3 3 3 3

Oh rainbow... oh rainbow..

3 3 2 2 1

Created by the God


D. PRONOUN

Personal Pronoun

Personal pronouns are words to avoid repetition names or nouns in sentences.

For example, instead of saying "Mary is my friend. Mary is kind," we can say "She is my friend. She is kind." Personal pronouns make talking and writing easier. So, how many personal pronouns do we need to know? Well, let's learn together.





Source: <https://www.freepik.com/>



Dia
(Laki-Laki)



Dia
(Perempuan)

Kata Ganti
Ketiga
Tunggal

Subject "I" use to be am
Subject "You, They, We" use to be are
Subject "She, He, It" use to be is

For example :

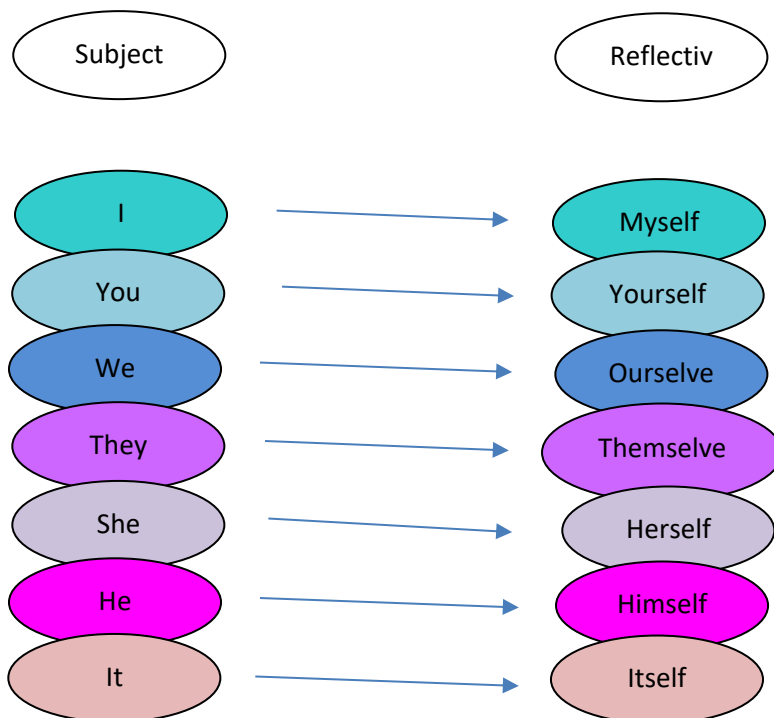
1. I am a students.
2. You are cute.
3. They are tall.
4. We are musicians.
5. She is a doctor.

6. He is smart.

7. It is book.

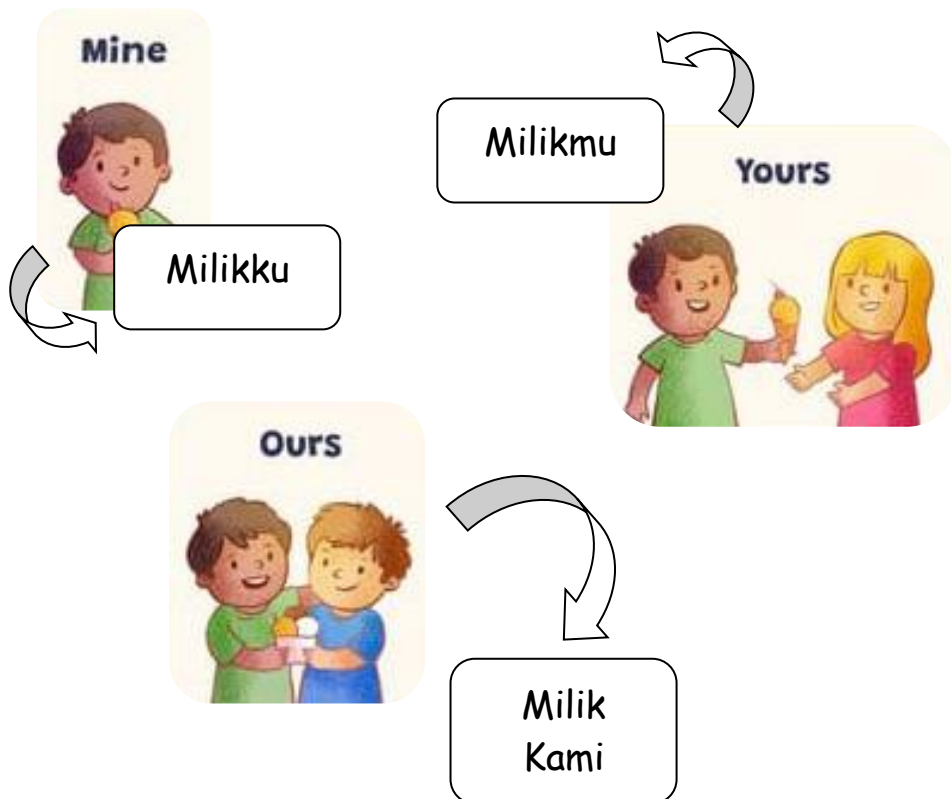
Reflective Pronoun

Refers back to the subject of the sentence and shows that the action or activity has an impact on the subject itself.



Possessive Pronoun

Possessive pronoun are pronouns that are used to indicate the ownership (possession) of something or someone by something or someone else. There are seven possessive pronouns we need to know.



Source: <https://www.freepik.com/>

Miliknya
(Laki-laki)

His





Hers



Miliknya
(Perempuan)

Milik
Mereka

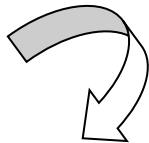
Theirs



Its



Miliknya
(Benda atau
Hewan)



Source: <https://www.freepik.com/>

For example :

1. This ice cream is mine
2. That book is yours
3. Those dolls are ours
4. These meatballs are theirs
5. The bag is her
6. The clothes are his
7. The peanut is its (elephant).

“

Don't hesitate to try speaking in English. Every conversation is a chance to learn.

”

Exercise

Read the following sentences and fill in the blanks with suitable personal pronouns!

1. Do you know....? is my brother.
2. Wirda is a great dancer. has won many competitions.
3. Would.... like to go to the movies with Rika?
4. Sayid drew beautiful pictures. One of famous works is The Starry Night.
5. When the incident happened, Arga was present there. was the sole witness of the event.
6. The cat gave birth to many kitten. Would like to have one of ?
7. Rania and Danil are siblings. came to visit the museum.

8. This is Rian. is the class monitor.
9. The team won the math. played surprising well.
10. My sister brought a new phone, but doesn't like
much.

Key Answer:

1. Do you know **him**? **He** is my brother.
2. Wirda is a great dancer. **She** has won many competitions.
3. Would **you** like to go to the movies with Rika?
4. Sayid drew beautiful pictures. One of **his** famous works is The Starry Night.
5. When the incident happened, Arga was present there **He** was the sole witness of the event.
6. The cat gave birth to many kitten. Would **you** like to have one of **them** ?

7. Rania and Danil are siblings. **They** came to visit the musuem.
8. This is Riana. **She** is the class monitor.
9. The team won the math. **They** played surprising well.
10. My sister brought a new phone, but **he** doesn't like it much.

“

Your perseverance in learning English will open wider opportunities in the future.

”

CHAPTER 2

THIS IS ME



Hello!



Source : <https://shorturl.at/rxFM9>

Objective

After learning this lesson, you will be able to

- Introduce oneself
- Recognize parts of body

A. INTRODUCTION

Of course, we are already known with the introduction, right? But it is just that maybe you are still confused about how to introduce yourself in English.

Before you introduce yourself, usually in introduction you must be conveyed, in introduction, you usually inform several points including name, address, house and others. The following is an example of how to introduce yourself.

Hello, my name is Layla. I am from Indonesia. I live in Lombok. I am 12 years old. My hobby is drawing.




B. ASKING FOR TELLING IDENTITY

When we meet new persons and want to get to know each other. We need asking them for telling identity. We may use these questions to get the answer you want.

1. *What is your name?*
2. *What is your nickname?*
3. *How do you spell your name?*
4. *Where are you from?*
5. *Where do you live?*
6. *How old are you?*



Conversation



Source: <https://www.freepik.com/>

Mail : Hi, I'm Sarah. Nice to meet you!

Irma : Hi Sarah, I'm Alex. Pleasure to meet you too.

Mail : Likewise! So, what do you enjoy doing in your free time?

Irma : I love reading and going for walks. How about you?

Mail : Oh, I'm into photography and cooking. Trying out new recipes is my thing.

Irma : That's cool! We should swap some book and recipe recommendations.

Mail : Definitely! Looking forward to it.

C. PARTS OF BODY

As human our body consists of several parts. This time we will learn to pronounce the names of human body parts in English.

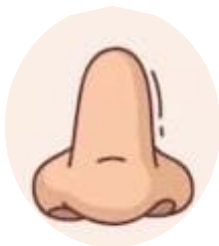
Listen and Repeat



Head
Kepala



Eyes
Mata



Nose
Hidung



Ear
Telinga

Source: <https://www.freepik.com/>



Cheek
Pipi



Teeth
Gigi



Hair
Rambut



Chin
Dagu



Arm
Lengan



Mouth
Mulut

Source: <https://www.freepik.com/>



*Hand
Tangan*



*Back
Punggung*



*Legs
Betis*

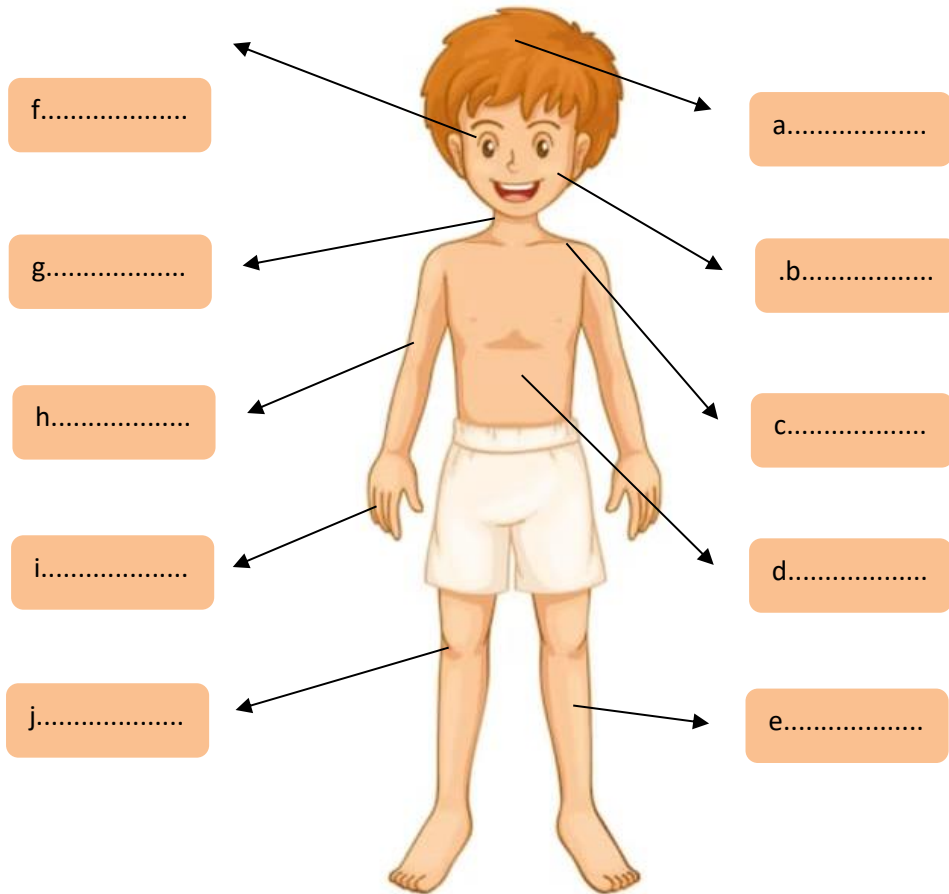


*Knee
Lutut*

Source: <https://www.freepik.com/>

Exercise

Write the parts of body that are given arrows!



Source: <https://www.freepik.com/>

Key Answers :

- | | |
|-------------|------------|
| A. Head | F. Eyes |
| B. Cheek | G. Neck |
| C. Shoulder | H. Arms |
| D. Stomach | I. Fingers |
| E. Foot | J. Knees |

Exercise

Arrange the letters bellow!

1. D - E - A - H : _____
2. R - A - I - H : _____
3. D - A - H - N : _____
4. I - N - G - E - R - F : _____
5. T - O - F - O : _____
6. S - E - Y - E : _____
7. E - S - O - N : _____

8. R - E - D - O - H - S - L - U : _____
9. H - C - O - T - S - A - M : _____
10. O - O - H - T - T : _____
11. G - E - L : _____
12. H - I - C - N : _____
13. M - A - R : _____
14. C - K - B - A : _____
15. E - E - K - N : _____

Key Answers:

- | | |
|-------------|------------|
| 1. HEAD | 9. STOMACH |
| 2. HAIR | 10. TOOTH |
| 3. HAND | 11. LEG |
| 4. FINGER | 12. CHIN |
| 5. FOOT | 13. ARM |
| 6. EYES | 14. BACK |
| 7. NOSE | 15. KNEE |
| 8. SHOULDER | |

Exercise

Write "T" for True and "F" for false for the following sentence!

1. I have one finger (.....)
2. I have one head (.....)
3. I have ten toes (.....)
4. I have one hand (.....)
5. I have two neck (.....)
6. I have one eye (.....)
7. I have one hair (.....)
8. I have two hands (.....)
9. I have one nose (.....)
10. I have three stomach (.....)
11. She has one shoulder (.....)
12. He has two legs (.....)
13. She has one chin (.....)
14. He has three knee (.....)
15. She has one mouth (.....)

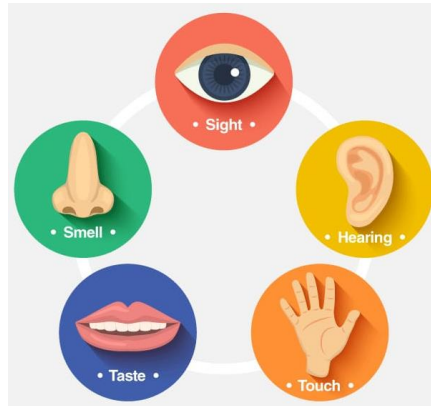
Key Answers:

- | | |
|----------|----------|
| 1. False | 7. False |
| 2. True | 10.False |
| 3. True | 11.True |
| 4. False | 12.True |
| 5. False | 13.False |
| 6. False | 14.False |
| 7. False | 15.True |
| 8. False | |

D. SENSES

There are 5 senses. The fifth senses help us to understand anything around us like sounds, view, aroma, and so on. They are sight, hearing, smell, touch, and taste. The fifth senses we feel through 5 areas in our body. Each of them have different function.

Following are the 5 parts of the body and their functions:



Source : <https://bit.ly/45lvFuV>

Skin

Eyes

Ears

Nbse

Tongue

- The function of your eyes is to look something like viewing
- The function of your skin is to touch something
- The function of your ears is to listen like music
- The function of your nose is to smell aroma
- The function of your tongue is to taste food and drink like sweet taste.

Exercise

State true (T) or false (F) to the following statements.

1. Anis uses her mouth to eat (.....)
2. Football players use their hands to kick the ball (.....)
3. Mother wears a watch on her wrist (.....)
4. We use socks on our feet (.....)
5. Nose is for smelling (.....)
6. Tongue is for hearing (.....)
7. Disti wears a bracelet on her toes. (.....)
8. Father dials the phone number using his finger (.....)
9. Doni wears a toy mask on his face (.....)
10. We use a cap to cover our hand (.....)

Key answer :

- | | |
|----------|---------|
| 1. True | 3. True |
| 2. False | 4. True |

5. True

8. True

6. False

9. True

7. True

10. False

Talking about taste, there are 4 common taste that we feel.

1. Bitter : Pahit

2. Sweet : Manis

3. Sour : Asam

4. Salty : Asin

Exercise

1. What does it taste like candy?

Answer:

.....

2. What does it taste like coffee?

Answer:

.....

3. What the function of your tongue?

Answer:
.....

4. What the function of your ears?

Answer:
.....

5. What the function your nose?

Answer:
.....

Key Answer:

1. Candy is sweet
2. Coffee is bitter
3. The function of tongue is for tasting
4. The function of ears is for listening
5. The function of nose is for breathing

CHAPTER 3

MY FAMILY



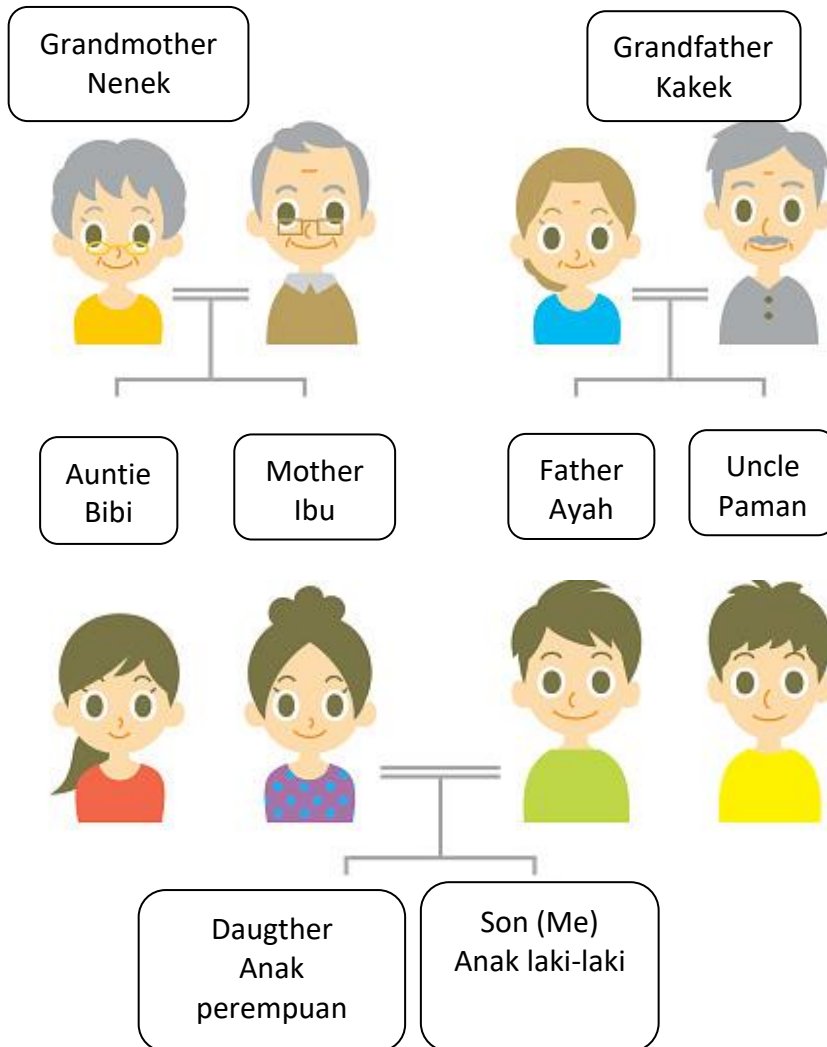
Source: <https://id.pinterest.com/>

Objective

After learning this lesson, you will be able to

- Know family members
- Describing family member

A. FAMILY MEMBERS



Conversation

Picnic with My Family



Source: <https://www.freepik.com/>

Icha : Hi! How's your family?

Lita : They're great, thanks! How about yours?

Icha : Doing well. Had a fun weekend with them. We watched a movie together.

Lita : Nice! We had a little family picnic. What movie did you watch?

Icha : We watched Paw Patrol because Noah, my younger brother like comedy movie. Lots of laughs for everyone. What about your picnic?

Lita : We went to the park and played some games. My uncle and aunt, Mr. Zaki and Mrs. Mia also join with us. It was a good time.

Icha : Sounds wonderful. Family moments are the best, right?

Lita : Absolutely! They make everything better.

Icha : Next weekend my family will visit Mrs. Meli, my grandmother. I really miss her.

Lita : Oh, that sounds good. I think Mrs. Meli also miss you.

Icha : Yeah, She is a grandmother who loves her grandson.

Exercise

1. Father, mother, brother and sister are my...

- A. parents
- B. children
- C. family
- D. grandparents

2. I have a father and mother. They are my ...

- A. family

- B. parents
- C. childrer
- D. grandparents

Text for number 3-6!

I am Gina. I have a family. There are father, mother, brother, and sister. My parents are Mr. and Mrs. Bayu. My brother is Anto and my sister is Selvi.

- 4. Mr. Bayu is Gina's ...
 - A. brother
 - B. father
 - C. mother
 - D. sister
- 4. Gina's sister is ...
 - A. Mr. Bayu
 - B. Mrs. bayu
 - C. Selvi
 - D. Anto
- 5. Anto is Gina's ...

- A. mother
- B. brother
- C. father
- D. sister

6. Mrs. Bayu is Gina's ...

- A. uncle
- B. aunt
- C. sister
- D. mother

7. My Is old.

- A. sister
- B. uncle
- C. grandson
- D. Grandfather

8. My sister's son is my

- A. aunt
- B. niece
- C. nephew

D. cousin

9. My brother's daughter is my

A. uncle

B. niece

C. nephew

D. cousin

10. My aunt's son or daughter is my

A. aunt

B. niece

C. nephew

D. cousin

Key Answer:

1. A. Family

2. B. Parents

3. B. Father

4. C. Selvi

5. B. Brother

6. D. Mother

7. D. Grandfather

8. C. Nephew

9. B. Niece

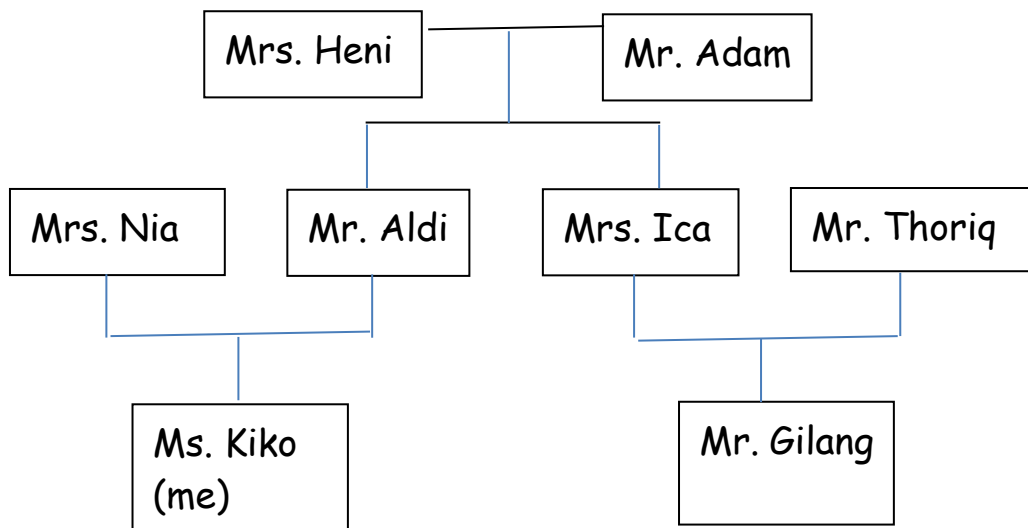
10.D. Cousin

B. DESCRIBING FAMILY RELATIONSHIP

Family relationships are like the people in your home who care about you and help you every day. Now, you learn how to introduce your family relationship.

Exercise

From the family tree above, we can make a short story about family relationships.



Key Answer:

Hi, I am Kiko. My father's name is Mr Aldi. and my mother's name is Mrs. Nia. I have a brother, he is Mr. Gilang. My grandfather is Mr. Adam and my grandmother is Mrs. Heni. My grandparents have two children, they are Mr. Aldi, my father and Mrs. Ica, my aunt.

C. PHYSICAL DESCRIPTION

Flat nose	: Hidung tidak mancung
Pointed nose	: Hidung mancung
Straight hair	: Berambut lurus
Curly hair	: Berambut keriting
Slim	: Langsing
Fat	: Gemuk
Short	: Pendek
Tall	: Tinggi
Beautiful	: Cantik
Handsome	: Tampan

The Examples

1. My uncle is handsome.
2. My younger brother has beautiful and big eyes.
3. My girl has straight hair.
4. Her grandson looks young
5. My grandparents looks old
6. His father has flat nose
7. My mother is slim
8. My aunt's hair is curly
9. Her older sister has pointed nose.
10. His son is fat.

“

Learning English is not just about words, but also about understanding culture and communicating with the world.

”

Exercise

Describe family members bellow!

1.



2.



3.



4.



5.



“

Learning English is not just about grammar rules; it's also about understanding stories and expressing your own ideas.

”

D. ADJECTIVE

Adjectives are words that describe more about a thing, person, or place.

"How to Use Adjectives"

1. Before Objects

We can put adjectives before objects to describe what the object is like. For example: Big House
(where "big" is an adjective)



2. In the Middle of a Sentence

Sometimes, adjectives are placed in the middle of a sentence to provide more information.
For example: "He is a very smart child."

3. After "to be"

For example, in the sentence "Flowers are beautiful," "beautiful" is an adjective that describes the flower.

New Vocabulary (Adjective)

1. Ugly : jelek
2. Good : bagus
3. Small : kecil
4. Calm : tenang
5. Short : pendek
6. Thin : tipis
7. Thick : tebal
8. Deep : dalam
9. Shallow : dangkal



Read the text, and then answer the questions that follow.

Mr. Hendri's Family



Source: <https://www.freepik.com/>

This is Mr. Hendri's family. There are five people in the family. They are Mr. Hendri, Mrs. Nina, his wife, and their children, Lala dan Dodo. Mr. Hendri is a tall man. He has short straight hair. Mrs. Nina is a tall woman with curly hair. Lala is the oldest child. She is a junior high school

student. She is 7th grade. Meanwhile, Edo is youngest child. He is still in kindergarten. He is also a fat boy with curly hair.

Based on the text above answer the questions below!

1. How does Mr. Hendri look like?

Answer:
.....

2. How many children do Mr. Hendri and Mrs. Nina have?

Answer :
.....

3. Does Mrs. Kartini has tall body?

Answer :
.....

4. In what class is Lala?

Answer :
.....

5. Who has curly hair?

Answer :

.....

Key answer :

1. Mr. Hendri looks like tall man with his short straight hair.
2. They have two children.
3. Yes, she does. Mrs. Kartini has tall body.
4. Lala is elementary students.
5. Mrs. Kartini has curly hair.

“

English opens the doors to the world.
Keep learning and exploring knowledge
with this language.

”

CHAPTER 4

DAILY ROUTINE



Source: <https://www.freepik.com/>

Objective

After learning this lesson, you will be able to

- Mentioning the time
- Making daily routine text
- Talking about daily activity

A. TELLING THE TIME

Knowing the time is essential for our daily activities like waking up, eating, playing, and going to bed. Let's learn how to tell time. It's simple—start with the hour and then look at the minutes. For example:


01.15 = one-fifteen

04.30 = four-thirty

03.45 = three-forty five


09.53 = nine-fifty three

Exercise




1. What time is it?


It is




2. What time is it?
It is



3. What time is it?
It is



4. What time is it?
It is



5. What time is it?
It is

Key Answers :

1. It is twelve-five
2. It is twelve-fifteen
3. It is twelve-twenty five
4. It is twelve-forty five
5. It is twelve-ten

B. DAYS AND MONTHS

Let's get
STARTED

Sunday

Monday


Tuesday

Thursday

WEDNESDAY

Friday

Saturday



Let's sing with me!

DAYS OF THE WEEK

5 1 1 1 2 3 3 3 1

Sunday Monday Tuesday Wednesday

4 3 2 7 1 1 2 1

Thursday Friday Saturday

5 1 1 1 2 3 3 3 1

Sunday Monday Tuesday Wednesday

4 3 2 7 1 1 2 1

Thursday Friday Saturday

5 6 6 4 6 5 5 5 3

Sunday Monday Tuesday Wednesday

5 5 4 2 3 2 1

Thursday Friday Saturday

5 6 6 4 6 5 5 5 3

Sunday Monday Tuesday Wednesday

5 5 4 2 3 2 1

Thursday Friday Saturday

Expression

There are some expressions we may use to tell days.

Please read the dialog above.

Situation: Today is Sunday.

Ditto : What day is today?

Anis : It is Sunday.

Ditto : What day is tomorrow?

Anis : **Tomorrow** is Monday.

Ditto : What day was yesterday?

Anis : **Yesterday** was Saturday.

Ditto : What is **the day before** yesterday?

Anis : It is Friday.

Ditto : What is **the day after** tomorrow?

Anis : It is Tuesday.

New Vocabulary

Tomorrow = Besok

Yesterday = Kemarin

The day after tomorrow = Lusa

Wawan And Lee



Source: <https://www.freepik.com/>

Wawan and lee are best friends. every morning they go to school together. On Tuesday afternoon, they have extracurricular lesson. It is football. Every Wednesday afternoon, they attend an English course at Kursus Bahasa. On Friday, wawan goes to the mosque to have pray Jumat, while every Sunday Lee goes to the church. On Saturday, they always play together happily.

Based on the text above answer the questions below!

1. What are the boys names?

Answer :
.....

2. When they go to school together?

Answer :
.....

3. What day do Wawan and Lee have extracurricular lesson?

Answer :
.....

4. When do they attend the English course?

Answer :
.....

5. What is the name of the English Course?

Answer :
.....

Key Answer :

1. Their names are Wawan and Lee
2. They go to school every morning
3. Wawan and lee have extracurricular lesson on Tuesday
4. They attend the English course every Wednesday afternoon.
5. The name of the English Course is Kursus Bahasa

“

Progress in learning English is not always immediately visible, but every effort brings you closer to your goals.

”

Months

Calendars divide time into fixed periods, such as days, weeks, months, and years. In a year, there are 12 months. They are :

1. January
2. February
3. March
4. April
5. May
6. June
7. July
8. August
9. September
10. October
11. November
12. December

“

Success in learning English doesn't come instantly, but with perseverance and effort, it will be achieved.

”

Exercise

Complete this word!

1. Se_t__ber
2. J_n_
3. _ugus_
4. m_r_h

5. m_y

8. d_c__er

6. o_tobe__

9. _a_uary

7. j_l_

10._p_l

Key Answers :

1. September

6. October

2. Juny

7. July

3. August

8. December

4. March

9. January

5. May

10. April

“

Keep learning English joyfully. The learning process itself is an exciting adventure!

”

To ask the date we can use:

A : What date is it?

B : It is on December 15th.

To to ask the day we can use:

A : What day is it today?

B : It is Monday

To ask the month we can use:

A : What month is it?

B : It is December

To ask the year we can use:

A : What year is it?

B : It is two thousand twelve

Exercise

Arrange into good sentences!

1. birthday - Lala's - on - is - 3rd - April
2. New - day - on - year's - is - January - 1st
3. we - will - on - go - home - June - 17
4. Part - my - 5th - is - December - on
5. What - ? - date - It - is

Key Answer :

1. Lala's birthday is on April 3rd.
2. New year's day is on January 1st.
3. We will go home on June 17th.
4. My party is on December 5th.
5. What date is it?

Ask your friends about their birthday and write it in the column below!

- | | |
|---------------|-------|
| 1. Name | : ... |
| Date of birth | : ... |
| 2. Name | : ... |
| Date of birth | : ... |
| 3. Name | : ... |
| Date of birth | : ... |
| 4. Name | : ... |
| Date of birth | : ... |
| 5. Name | : ... |
| Date of birth | : ... |



Read the following text and answer the question!

Go To The Park



Source: <https://www.freepik.com/>

Today is Sunday, April 10th. Today is sunny. My sister and I go to the park. I like to visit park because I can cycling and enjoy the view. Sometimes, we take some pictures. We play sand castle and down slides. We spend all day and go home in the evening. At the moment, A cute squirrel came by, and they found a meadow with lots of butterflies. Happy and tired, they left, promising to come back for more fun.

Based on the text above answer the questions below!

1. When do they go to the park?

Answer:
.....

2. What do they go to the park with?

Answer:
.....

3. What are they playing in the park?

Answer:
.....

4. When do they go home?

Answer:
.....

5. What do they find in the park?

Answer:
.....

Key Answer:

1. They go to the park on Sunday, April 10th.
2. They go to the park with cycling.
3. They play sand castle and down slides in the park.
4. They go home in the evening.
5. They find a cute squirrel and a lo of butterflies.

Special Days

There are many special day that we celebrate every year, as follow:

Listen and Repeat



Independent Day
Hari Kemerdekaan
Indonesia



Happy Birthday
Hari Ulang Tahun

Source: <https://www.freepik.com/>



National Teachers Day
Hari Guru Nasional



Youth Pledge Day
Hari Sumpah Pemuda



Mother Day
Hari Ibu



Heroic Day
Hari Pahlawan

Source: <https://www.freepik.com/>



Cristmast Day
Hari Raya Natal



Labor Day
Hari Buruh Nasional



Kartini's Day
Hari Kartini



National Education
Day
Hari Pendidikan
Nasional

Source: <https://www.freepik.com/>



Valentine Day
Hari Kasih Sayang



Pancasila Day
Hari Lahir Pancasila

C. DAILY ACTIVITY

When talking about your daily routine, you should know the activities that are usually carried out every day.

Listen and Repeat



Wake Up
Bangun



Study
Belajar

Source: <https://www.freepik.com/>



Take A Bath
Mandi



Washing Clothes



Brush The Teeth
Sikat Gigi



Combing Hair
Menyisir Rambut

Source: <https://www.freepik.com/>



Breakfast
Sarapan



Pray
Berdoa



Have Lunch
Makan Siang



Sweep
Menyapu

Source: <https://www.freepik.com/>



Mop
Mengepel



Fold Clothes
Melipat Baju



Take A Nap
Tidur Siang



Sleep
Tidur

Source: <https://www.freepik.com/>

Exercise

Let's find kinds of daily activity-related from this column. Then, give a circle signal like the example below.

T	H	K	N	C	T	U	D	Y	T
T	A	R	C	H	D	R	A	C	A
Y	X	K	B	S	W	R	S	O	K
U	S	W	E	E	P	T	S	M	E
O	Z	L	N	A	A	R	L	B	A
I	Q	L	M	G	N	B	E	I	B
L	N	F	K	F	U	A	E	N	A
P	B	D	J	J	M	O	P	G	T
B	R	E	A	K	F	A	S	T	H
F	O	L	D	G	O	H	O	M	E

D. TALKING ABOUT DAILY ACTIVITY

Conversation



Source: <https://images.app.goo.gl/6yZZy17fSgSvm6u67>

Lia : Ani, I really like my room!

Ani : Wow, why do you like your room?

Lia : Because in my room, there's a bed and lots of toys!

Ani : That sounds fun! Your room must be your favorite place to play, huh?

Lia : Yes! And the color of my room is also my favorite, blue!

Ani : Blue is indeed a beautiful color. You must really enjoy being in your room.

Lia : Yes, Ani! I really love it!

MID TERM TEST

1. What is the pronunciation of the letter "M"?
 - A. Muh
 - B. Emm
 - C. See
 - D. Puh
2. Name the letters that form the word "FISH".
 - A. F, I, S, H
 - B. P, E, N, C, I, L
 - C. D, O, G
 - D. R, A, I, N
3. What is the name for regular numbers like 1, 2, and 3?
 - A. Cardinal Numbers
 - B. Ordinal Numbers
 - C. Mathematics
 - D. Science

4. What is the name for numbers that indicate order like 1st, 2nd, and 3rd?

- A. Cardinal Numbers
- B. Ordinal Numbers
- C. Mathematics
- D. Science

5. Which part of your body helps you see?

- A. Head
- B. Eyes
- C. Hand
- D. Foot

6. What do you use to walk?

- A. Eyes
- B. Head
- C. Hand
- D. Foot

7. Which sense allows you to hear sounds and music?

- A. Sight
- B. Hearing
- C. Touch
- D. Taste

8. What sense helps you taste your favorite foods?

- A. Sight
- B. Hearing
- C. Smell
- D. Taste

9. Who is the leader in the family?

- A. Father
- B. Sister
- C. Mother
- D. Me

10. Who is the oldest person in the family?

- A. Grandpa

B. Grandma

C. Mother

D. Father

11. Who is the best cook in your home?

A. Mother

B. Oldest brother

C. Me

D. Uncle

12. Who is your superhero in your family ?

A. Father

B. Uncle

C. Auntie

D. Myself

13. What is the first thing you do when you wake up for school?

A. Take a shower

B. Selfie

C. Swimming

D. Lunch

14. What do you do before going to bed at night ?

A. Brush your teeth

B. Watch TV

C. Cooking

D. Eating

15. How do you prepare for the next school day before going to bed?

A. Pack a backpack

B. Cooking

C. Swimming

D. Scroll tiktok

Key Answers:

1. B. Emm

2. A. F, I, S, H

3. A. Cardinal Number
4. B. Ordinal Number
5. B. Eyes
6. D. Foot
7. B. Hearing
8. D. Taste
9. A. Father
10. A. Granpa
11. A. Mother
12. A. Father
13. A. Take a Shower
14. A. Brush your teeth
15. A. Pack a backpack

“

Be like a knowledge-hungry student, and English will be your loyal companion.

”

CHAPTER 5

LEISURE TIME



Source: <https://www.freepik.com/>

Objective

After learning this lesson, you will be able to

- Knowing kinds of hobby that probably the students are
- Telling your hobby

A. KINDS OF HOBBY

Do you like singing? What do you like to do in your spare time? There are many hobbies that you like to do in your spare time. We will study about kinds of hobby in this unit. We will also learn expressions.

*Listen and
Repeat*



Reading
Membaca



Cooking
Memasak



Writing
Menulis



Swimming
Berenang

Source: <https://www.freepik.com/>



Jogging
Lari Santai



Singing
Bernyanyi



Painting
Melukis



Gardening
Berkebun



Dancing
Menari



Cycling
Bersepeda

Source: <https://www.freepik.com/>



Watching Movie
Menonton Film



Playing Piano
Bermain Piano



Playing Football
Bermain Sepak Bola



Diving
Menyelam

Source: <https://www.freepik.com/>

Exercise

Arrange the letters below into complete word relate with kinds of hobby.

1. g-i-u-n-r-f-s : _____
2. t-n-i-w-g-r-i : _____

3. k-o-i-g-c-o-n : _____
4. w-n-i-h-s-g-i : _____
5. n-f-i-h-s-g-i : _____
6. c-g-i-d-a-n-n : _____
7. g-i-i-v-n-d : _____
8. n-i-s-i-g-g-n : _____
9. p-a-n-g-t-i-i-n: _____
10. g-g-o-i-n-g-j : _____

Key Answer :

- | | |
|------------|-------------|
| 1. Surfing | 6. Dancing |
| 2. Writing | 7. Diving |
| 3. Cooking | 8. Singing |
| 4. Washing | 9. Painting |
| 5. Fishing | 10. Jogging |

Exercise

Let's find kinds of hobby from this column. Then, give a circle signal like the example below.

A	D	J	U	I	S	R	M	N	O
H	D	A	N	C	I	N	G	B	L
K	W	H	T	Y	N	I	I	G	U
V	R	W	T	A	G	A	C	U	K
D	I	V	I	N	I	C	V	E	B
E	T	W	J	O	G	G	I	N	G
O	I	P	Q	B	U	A	O	O	T
U	N	H	C	O	O	K	I	N	G
J	G	A	R	D	E	N	I	N	G
G	J	F	I	O	S	A	U	N	R

Ask your friends about their hobbies!

Example:

You : What are your hobbies?

Your friend : my hobbies are reading and cycling

You : when do you usually do it?

Your friend : I usually read in the evening. And I do cycling in the morning during holidays.

Now, interview your classmate like conversation above!

1. Name : ...

Hobbies : ...

2. Name : ...

Hobbies : ...

3. Name : ...

Hobbies : ...

4. Name : ...

Hobbies : ...

5. Name : ...

Hobbies : ...



B. EXPRESSION OF LIKE AND DISLIKE

To ask someone's likeness or hobby, we may use

- What do you like to do in your spare time?
- Do you like
- What is your hobby?
- What do you do in your spare time?
- Is ... your hobby?

To tell someone's hobby, we may use

- My hobby is ...
- I like ...

To express dislike, we may use

- I don't like ...
- My hobby is not ...

Conversation



Source: <https://images.app.goo.gl/Rq41YaZ5UWebMxCK6>

Riri : What is your hobby?

Alfin : My hobby is swimming.

Riri : when do you do your hobby?

Alfin : I do it on Sunday morning.

Riri : Why do you like swimming?

Alfin : I like it because it makes me healthy

Riri : I don't like swimming

Alfin : what do you like to do in your spare time?

Riri : I like singing.

Alfin : Are you a singer?

Riri : Yes, I am

Exercise

Read the following text and answer the question!

Painting



Source: <https://id.pinterest.com/>

Jessie is a sixth grade student at 05 Mataram Elementary School. She has a hobby. Her hobby is painting. She likes painting because it can improve her creativity. Jessie paints beautiful pictures in her spare time. She use bright colors and big brushes. Her painting show nature, animal, and human. She dreams of becoming a famous artist one day.

Jessie always paint every Sunday morning. She

usually paint with her friends. She and her friends always go to park near their house. The place is very comfortable and calm in the afternoon. Jessy starts painting at 16.00 o'clock. She always.

Based on the text above answer the questions below!

1. Who is the girl in the text?

Answer :
.....

2. What does she like to do?

Answer :
.....

3. Why does she like it?

Answer :
.....

4. When does she do her hobby?

Answer :
.....

5. With whom does she do her hobby?

Answer :

.....

Key Answers :

1. She is Jessie, a sixth grade students.
2. She likes painting.
3. Because it can improve her creativity.
4. Jessie always paint every Sunday morning.
5. She usually paint with her friends.

Expression

Let's observe the expressions above, then say them loudly and clearly!

1. Expression of asking for an opinion.
 - What do you think of/about ...

- What's your opinion of ...
- What do you feel about ...
- What can you say about ...

2. Expression of giving an opinion

- In my opinion ...
- In my view ...
- I think ...
- I feel ...
- I believe ...

3. Expression of giving an suggestion

- Let's go cycling
- Why don't we playing piano?
- What about fishing in the lake.
- How about dancing?

CHAPTER 6

MY HOUSE



Source: <https://www.freepik.com/>

Objective

After learning this lesson, you will be able to

- Recognizing the parts of the house and household items
- Telling their activities at house

A. PARTS OF THE HOUSE

The house consists of several parts. So, what are the parts of the house? Let's find out from the explanation below.

Listen and Repeat



Living Room
Ruang Keluarga



Dining Room
Ruang Makan

Source: <https://id.pinterest.com/>



Garage

Garasi



Kitchen

Dapur



Teracce

Teras



Bathroom

Kamar Mandi



Bedroom

Kamar Tidur

Source: <https://id.pinterest.com/>

B. THINGS AT HOME

There are lots of items that we find in our homes. let's observe the items in each part of the house.

Listen and Repeat

Living Room

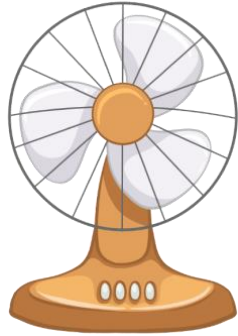


Telephone
Telepon



Broom
Sapu

Source: <https://www.freepik.com/>



Fan
Kipas



TV
Televisi



Door
Pintu



Radio
Radio

Source: <https://www.freepik.com/>



Window
Jendela



Lamp
Lampu



Sofa
Sofa



Vase
Vas Bunga

Source: <https://id.pinterest.com/>

Bedroom



Bolster
Guling



Pillow
Bantal



Blanket
Selimut



Doll
Boneka

Source: <https://www.freepik.com/>



Cupboard
Lemari



Hanger
Gantungan Baju




Computer
Komputer



Clothes
Baju

Source: <https://www.freepik.com/>



Bed

Kasur



Socks

Kaos Kaki

Dining Room



Spoon

Sendok



Fork

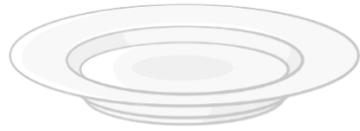
Garpu

Source: <https://www.freepik.com/>



Glass

Gelas



Plate

Piring



Knife

Pisau



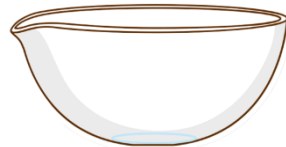
Napkin

Serbet



Cup

Cangkir



Bowl

Mangkuk

Source: <https://www.freepik.com/>


Kitchen



Pan
Panci



Stove
Kompor



Refrigerator
Kulkas



Rice Cooker
Penanak Nasi

Source: <https://www.freepik.com/>

Bathroom



Soap
Sabun



Mirror
Cermin



Toothbrush
Sikat Gigi



Tooth Paste
Pasta Gigi

Source: <https://www.freepik.com/>



Towel
Handuk



Shampoo
Sampo



Hair Dryer
Pengering Rambut



Bathtub
Bak Mandi

Source: <https://www.freepik.com/>

Exercise

1. N - G - E - R - A - H = _____
2. N - I - K - F - E = _____
3. W - L - B - O = _____
4. K - N - A - P - I - N = _____
5. V - E - S - O - T = _____
6. L - L - W - O - P - I = _____
7. A - P - S - O = _____
8. A - T - P - L - E = _____
9. A - N - P = _____
10. B - A - N - L - K - E - T = _____

Key Answer :

- | | |
|-----------|-------------|
| 1. HANGER | 6. PILLOW |
| 2. KNIFE | 7. SOAP |
| 3. BOWL | 8. PLATE |
| 4. NAPKIN | 9. PAN |
| 5. STOVE | 10. BLANKET |

Exercise


Let's find things at home from this column. Then, give a circle signal like the example below.

A	T	V	H	J	C	U	P	S	W
K	O	A	G	D	F	B	H	J	I
I	R	S	P	O	O	N	F	E	N
T	L	E	G	L	R	O	O	M	D
G	L	A	S	S	K	A	R	D	O
B	E	T	E	N	K	I	K	I	W
R	E	D	M	I	R	R	O	R	C
R	I	C	U	P	B	O	A	R	D
T	O	O	T	H	B	R	U	S	H
I	R	O	N	K	T	O	W	E	L

C. ACTIVITY IN OUR HOUSE


What do you do in your house? Do you cooking in your house? What activities can we do at home?

Listen and Repeat



Turn On / Off

Menyalakan/Mematikan



Plug On / Off

Memasang/Mencabut

Source: <https://www.freepik.com/>



Eat
Makan



Cook
Memasak



Get Dressed
Berpakaian



Drink
Minum

Source: <https://www.freepik.com/>



Boil
Merebus



Play
Bermain



Parking
Memarkir



Wash The Dishes
Mencuci Piring



Exercise
Olahraga

Source: <https://www.freepik.com/>

Conversation

My New House



Source: <https://pin.it/4aDUrd7>

Elsa : Hi! How are you?

Anna : I'm good, thank you. How about you?

Elsa : I'm doing well, too. Have you seen my new house?

Anna : No, I haven't. Tell me about it!

Elsa : It's a small, cozy house with a red door and a big garden.

Anna : That sounds lovely! How many rooms does it have?

Elsa : It has two bedrooms, a living room, a kitchen, and

a bathroom.

Anna : Awesome! Did you have to fix a lot of stuff?

Elsa : Not really, just painted a bit and did some small repairs. I want to add my style with new curtains and maybe some plants.

Anna : Nice! Do you have any favorite room?

Elsa : Yes, I love the living room. It has big windows and lots of natural light.

Anna : Cool, how about the kitchen?

Elsa : It's big, and I love cooking. There's even a little nook where I can eat breakfast and see the garden.

Anna : Have you met your neighbors?


Elsa : Yeah, they're friendly. They gave me a welcome basket with local treats. It's a good neighborhood.

Anna : Sounds perfect. When can I come over for a visit?

Elsa : Anytime! Just let me know when you're free.

CHAPTER 7

MY SCHOOL



Source: <https://www.freepik.com/>

Objective

After learning this lesson, you will be able to

- Knowing the classroom objects
- Giving common classroom expressions

A. CLASSROOM OBJECTS

There are lots of items that we find in our homes. Let's observe the items in each part of the house.

Listen and Repeat



Table

Meja



Pencil

Pensil



Ruler

Penggaris



Whiteboard

Papan Tulis

Source: <https://id.pinterest.com/>



O'clock

Jam



Calender

Kalender



Flag

Bendera




Map

Peta

Source: <https://id.pinterest.com/>



Globe
Bola Dunia



Chair
Kursi



Crayon
Krayon



Scissor
Gunting

Source: <https://id.pinterest.com/>



Pen
Pulpen



Paper
Kertas

Source: <https://id.pinterest.com/>

Exercise

1. P - A - R - E - P = _____

2. E - N - P = _____

3. S - S - C - I - O - R = _____

4. G - F - L - A = _____

5. H - A - I - C - R = _____

6. L - U - R - R - E = _____

7. I - T - W - H - E - B - R - A - D - O = _____

8. B - A - L - T - E = _____

9. P - E - C - I - N - L = _____

10. P - A - M = _____

Key Answer :

1. Paper

2. Pen

3. Scissor

4. Flag

5. Chair

6. Ruler

7. Whiteboard

8. Table

9. Pencil

10. Map

B. PREPOSITION

A preposition is a word or group of words used before a noun, pronoun, or noun phrase to show direction, time, place, location, spatial relationships, or to introduce an object.



Source: https://id.pngtree.com/freepng/cat-in-different-poses-with-box-cartoon-illustration-set_8702761.html

Here are the prepositions you need to know :

1. **Near**

Near means close. Can be used to express being close to someone or something. Example: "The cat is near to the box"

2. **In**

In used when an object is inside a larger

3. **Under**

Under used when an object is under or below a surface. Example: "the cat is under the box."

4. **Above**

Above this means that an object is higher than another object. Example sentence: "The cat is above the box."

5. **Between**

Between used to show the location between two or more objects. Example: "the cat is between two boxes."

6. **On**

On used when an object is on or attached to a surface. Example: "the cat is on top of the box."

7. **In front of**

In front of used when something is in front of another object. Example: "the cat is in front of the box."

8. **Behind**

Behind used when something is behind another object. Example: "the cat is behind the box."

Let's sing with me!

PREPOSITION OF PLACE

6 6 1 1 2 2 1 2 1 1 2 2

In front of di depan, Behind di belakang

6 6 2 3 4 4 3 4 5 3 4 4

Beside itu di samping, Near di sekitar

5 7 5 3 5 4 6 4 2 4

Between di antara, In itu di dalam

3 4 5 2 1 6 7 1 2 4 6

On di atas, Above tidak menempel

5 7 5 3 5 4 6 4 2 4

Under di bawah, Below tidak menempel

3 4 5 2 1 6 7 1 2 4 2

Let's sing preposition of place together

Exercise

Complete the following sentences with the correct prepositions!



Source: <https://images.app.goo.gl/KXUL7NpE9GGH81cUA>

1. The book is ___ the table. (On / In / Under / Above)
2. The map is ___ the window. (Behind / Between / In front of)
3. The blackboard is ___ the class. (Under / Above / In front of / Behind)

4. The apple is _____ the computer and book.
(Between / Behind / Near)
5. The books are _____ the bookcase. (Above / On / In)

Key answer :

1. The book is **on** the table.
2. The map is **behind** the window.
3. The blackboard is **in front of** the class.
4. The apple is **between** the computer and book.
5. The books are **in** the bookcase.

“

When you find it challenging, remember that every obstacle in learning English is an opportunity to grow and develop.

”

C. MODAL VERB

Part of Speech Verb : Modals Verb

1. Can

The verb "can" is used to express ability, possibility, to make a request or to ask for permission, and it can even be used to make an offer or a suggestion.

2. May

The use of "may" as a modal verb is to talk about permission in the present, to make suggestions and to talk about possibilities as well

3. Must

The modal verb "must" is the perfect option to talk about necessity.

4. Should

As a modal verb, "should" has many important uses in the English language. It's used to give advice, to express what's right, and to recommend an action

5. Will

The main use of the modal verb "will" is to form the future form of the verbs in English

Exercise

Fill in the spots below with a modal verb!

1. ___ I have a cookie, please?
2. He ___ play the piano when he was only five years old.
3. You ___ want to wear a jacket, it's quite cold outside.
4. They ___ visit the museum. It's really interesting.
5. If you study hard, you ___ get good grades.

Key Answer:

1. **May** I have a cookie, please?
2. He **can** play the piano when he was only five years old.

3. You **must** want to wear a jacket, it's quite cold outside.
4. They **should** visit the museum. It's really interesting.
5. If you study hard, you **will** get good grades.

D. COMMAND IN SCHOOL

Classroom command includes the use of imperative sentences for giving direct orders and requests. They can end in a full stop (period) or exclamation mark depending on the intensity of the command.

1. Raise your hand
2. Close the door
3. Be quite please
4. Listen to the teacher
5. Hand in your homework
6. Open your book
7. Don't be loud in class
8. Please pay attention.

FINAL TEST

1. On May 2nd we celebrate...

- A. National Education Day
- B. Mother's Day
- C. Pancasila's Day
- D. Valentine Day

2. Liza : Today is Monday. The day after tomorrow, we will do exam

Dodi : We must study hard from now.

What day does the exam start?

- A. Monday
- B. Tuesday
- C. Wednesday
- D. Thursday

3. I have five thousand rupiah and I buy a pencil for three thousand five hundred. How much money is left?

- A. One thousand five hundred

B. Five hundred

C. Five thousand

D. Five thousand one hundred

4. Vita has a ... doll. Complete the sentence correctly.

A. Slim

B. Ugly

C. Cute

D. Deep

5. I have three thousand eight hundred and fifty five marbles. It is ...

A. 3085

B. 3055

C. 3855

D. 3585

6. I give you my ball. So, now this ball is complete the sentence correctly.

A. Hers

B. Mine

C. Ours

D. Yours

7. I am the youngest of three children. I am the ... child.

A. First

B. Second

C. Third

D. Fourth

8. Which object begins with the letter "K"?

A. Globe

B. Knife

C. Towel

D. Vase

9. party - December - on - 5th - My - is

Arrange into good sentence!

A. My party is on December 5th.

B. My party on December is 5th.

C. December is my party on 5th.

D. December is 5th my party.

10. Herman : ... i have a cookie, please

Aldo : Sure, you may have one cookie

Complete the sentence corretcly.

A. May

B. Should

C. Will

D. Must

11. Ani washes her hair using ...

A. towel

B. shampoo

C. soap

D. tooth brush

12. What parts of the body are on the face?

A. Eyes

B. Leg

C. Stomach

D. Fingers

13. Which is the correct pronunciation of the time 01:15?

A. Four - fifteen

B. One - fifteen

C. Three - forty five

D. Zero - zero

14. Which is the correct mention of the time 8:30 ?

A. Eight - fifteen

B. One - thirty

C. Three - forty five

D. Eight - thirty

15. Which is the correct mention of the time 3:45?

A. Eight - forty five

B. Two - thirty

C. Three - forty five

d. Eight - thirty

16. What ... your hobby?

A. Is

B. Am

C. Are

D. Do

17. Sinta plants a flower in the ...

- A. Kitchen
- B. Bathroom
- C. Garage
- D. Garden

18. How many days are there in a week?

- A. Five days
- B. Six days
- C. Seven days
- D. Eight days

19. Rini likes to go to the library at break time. His hobby is ...

- A. Dancing
- B. Swimming
- C. Cycling
- D. Reading

20. What color are the leaves?

- A. Red

B. Yellow

C. Green

D. Blue

21. "Please pay attention". What does the sentence mean?

A. Tolong hati-hati

B. Tolong jangan ribut

C. Tolong perhatikan

D. Tolong jangan perhatikan

22. If you study hard, you ... get good grades. Complete the sentence correctly.

A. Should

B. Will

C. Can

D. Must

23. She makes breakfast by

A. Myself

B. Yourself

C. Herself

D. Him self

24. What do you do in the cinema?

A. Dancing

B. Playing piano

C. Watching movie

D. Singing

25. What is the meaning of the word "march"?

A. Mei

B. Juni

C. Oktober

D. Maret

26. Lisa keeps food in the Complete the sentence correctly.

A. Bathtub

B. Cupboard

C. Bookcase

D. Refrigerator

27. What do you do before going to bed at night

A. Brush the teeth

B. Watch TV

C. Cooking

D. Eating

28. I write with a ...

A. Crayon

B. Pencil

C. Chair

D. Bag

29.



Naya puts the blanket ... the bed.

A. Under

B. Between

C. Above

D. On

30. Scissor is the thing we use to ...

A. Glue paper

B. Fold paper

C. Cut paper

D. Save paper

Key Answer :

1. A. National Education Day
2. C. Wednesday
3. A. One thousand five hundred
4. C. Cute
5. C. 3855
6. D. Yours
7. C. Third
8. B. Knife
9. A. My party is on December 5th.
10. A. May
11. B. Shampoo
12. A. Eyes
13. B. One - fifteen
14. D. Eight - thirty
15. C. Three - forty five

16. A. Are
17. D. Garden
18. C. Seven days
19. D. Reading
20. C. Green
21. C. Tolong perhatikan
22. B. Will
23. C. Herself
24. C. Watching movie
25. D. Maret
26. D. Refrigerator
27. A. Brush the teeth
28. B. Pencil
29. D. On
30. C. Cut paper

AUTHORS' BIOGRAPHY

First Author

I am Afira Yulistiara. I am a student at the State Islamic University of Mataram. I was born in Mataram City on July 17th, 2002. I am 21 years old. I started my education at Elementary School 05 Mataram, after graduated at Elementary School I registered myself at Junior High School 06 Mataram, and after graduated i became a students at Senior High School 02 Mataram. I am a volunteer from The Goal teaching club that teaches English to elementary school children. I really like reading and writing, therefore I often participate in many journal writing competitions, articles and opinion essays. And I have a life motto " Always Gratefull".

Second Author

I'm Dewi Rizqah. I am a student at the State Islamic University of Mataram. I was born in South Sulawesi on June 23, 2003. I am 20 years old and I am the youngest of 3 siblings. I started my education at elementary school 030 Buso, after graduated at elementary school I registered myself at junior high school DDI Masamba, and after graduated I became a student at the Vocational High School 3 Luwu. I have an internship experience working with the PSDM finance department at the Palopo mayor's office and now I am a volunteer from The Goal teaching club that teaches English to elementary school children. I really like reading and writing, therefore I often participate in many journal writing competitions, articles and opinion essays. And I have a life motto "Never give up before trying".

Third Author

My name is Disa Sukma, can be called Disa, I was born in Lombok, September 20, 2003, currently I am still a student at the Mataram State Islamic University, I have an interest in literature, more precisely poetry and short stories. I have many works of poetry that I have not published, one of my poetry works is about "Dad" writing poetry there is something soothing and also fun, when I am overwhelmed I will make a poem related to the feelings that I am experiencing at that time.

Fourth Author

Nada Maharani. Born in Merobok August 26, 2003. Currently she is a student of UIN Mataram who is working in the field of Education. Nada Maharani was born into a simple family, the first child of Mr. Muhali and Mrs.

Hartini. Her mother passed away in 2020 which required her to go back and forth every week just to ease the housework done by her father when she had to carry out the lecture process. For her, in addition to the lecture assignments that must be done by him. There was also homework that was always waiting for her. It feels heavy indeed, but there is something heavier than her work, namely the father who earns money for the smooth journey of his daughter to achieve her dreams.

Fifth Author

I am Najma Arsyarrohmah, I live in East Lombok and I am a student of Universitas Islam Negeri Mataram majoring in Tadris English. Besides having an interest in music, I am also interested in writing. For him, writing can eliminate boredom. My writing hobby is not only a creative expression, but also a way for me to contribute to the

world by sharing my thoughts and stories through words.

Sixth Author

My name is Wina Atmawati, I was born in Matram May 10, 2002 and currently I am studying at the Islamic State University of Mataram (UIN) majoring in English, besides I like listening to music and playing sports I also like to write because writing is part of my hobby too, because when I was in aliyah majoring in language I often wrote short stories, my experiences and life journey shaped my view of the world and I continue to develop as an individual eager to continue learning and working.

Seventh Author

My name is Hongki Candra saputra, I am the first child of 3 siblings I come from Tanak awu Central Lombok, and now I am pursuing my undergraduate education at

Mataram State Islamic University by taking the English language education study program,

Eighth Author

My name is Meriani Dwi Arianti people usually call me Mey, I was born in Kupang March 13, 2002 and currently I am in college precisely at the Mataram state Islamic university (uinm). i am very active in the organization on campus there are several organizations that I have participated in including HMI and esc, in addition to my fascination with the arts I am also fond of writing. one of my romance novels that has been written is entitled "heart content". for me writing stories is an extraordinary thing, whatever is poured in writing through stories can provide benefits to the lives of others.

REFERENCES

<https://www.ef.co.id/englishfirst/kids/blog/basic-preposition-dalam-bahasa-inggris/>

<https://www.english-academy.id/blog/pronoun-kata-ganti-bahasa-inggris>

<https://www.zenius.net/blog/parts-of-body-dan-artinya>

<https://shorturl.at/bxIUv>

<http://www.kursusmudahbahasainggris.com/2018/12/my-house-materi-pelajaran-bahasa.html?m=1>

<https://www.jagoanbahasainggris.com/2017/04/materi-dan-soal-bahasa-inggris-command-and-request-kelas-6-sd.html?m=1>

<https://www.jagoanbahasainggris.com/2017/03/materi-daily-activity-beserta-contoh-teks-dan-soal-latihan.html?m=1>

<https://www.zenius.net/blog/penggunaan-modals-bahasa-inggris>

<https://www.zenius.net/blog/bahasa-inggris-kelas-10-self-introduction>

<https://www.ef.co.id/englishfirst/kids/blog/things-in-the-classroom-dengan-contoh-kalimatnya/>

<https://www.jagoanbahasainggris.com/2017/04/materi-dan-soal-bahasa-inggris-my-family-keluargaku-kelas-2-sd.html?m=1>

<http://www.kursusmudahbahasainggris.com/2019/09/colour-warna-materi-bahasa-inggris-sd.html?m=1>

<https://www.english-academy.id/blog/abjad-bahasa-inggris-alphabet>



**"Welcome to the world of fun
English learning for kids !"**



This book is specially designed to enrich their English learning journey with an interactive and exciting approach. With a focus on creativity, engagement and deep understanding, each colorful page is a window into the challenging world of language. Let's adventure together in



learning that opens doors of limitless opportunities for a bright future!



**Hold the world
bright future**